

POWER SECTION

FIT INFORMATION - MINOR DIAMETER (in)				
Stator Size	DynaPower			
	HR	XR	XP	XE
1 Undersize				
Standard	3.506		3.506*	3.506*
1 Oversize				
2 Oversize				
Nominal Fit at 75°F				
1 Undersize				
Standard	0.022		0.022*	0.022*
1 Oversize				
2 Oversize				

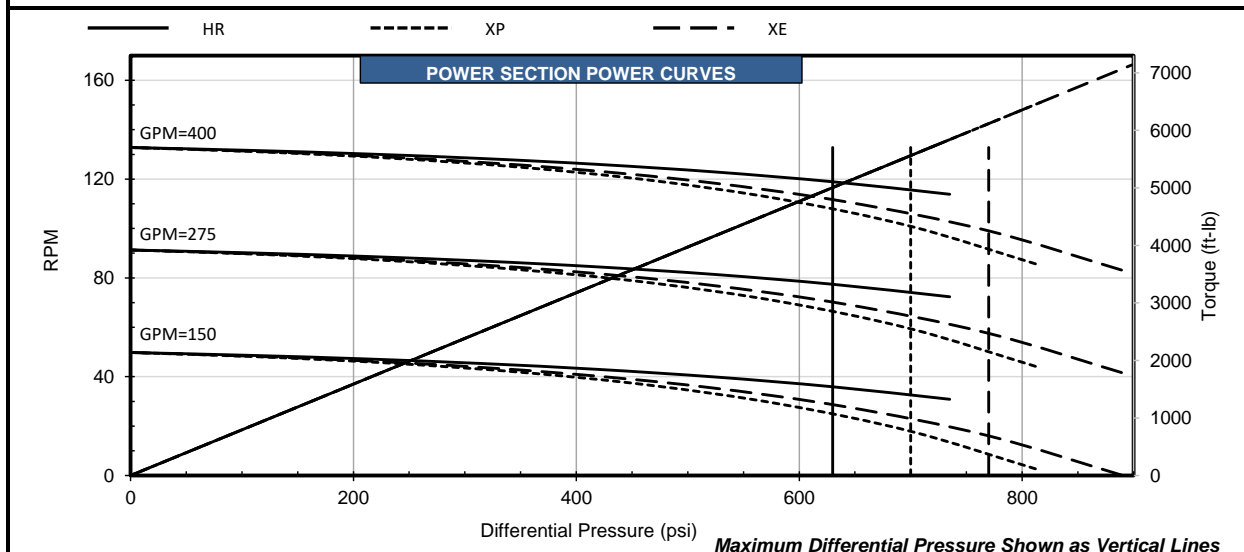
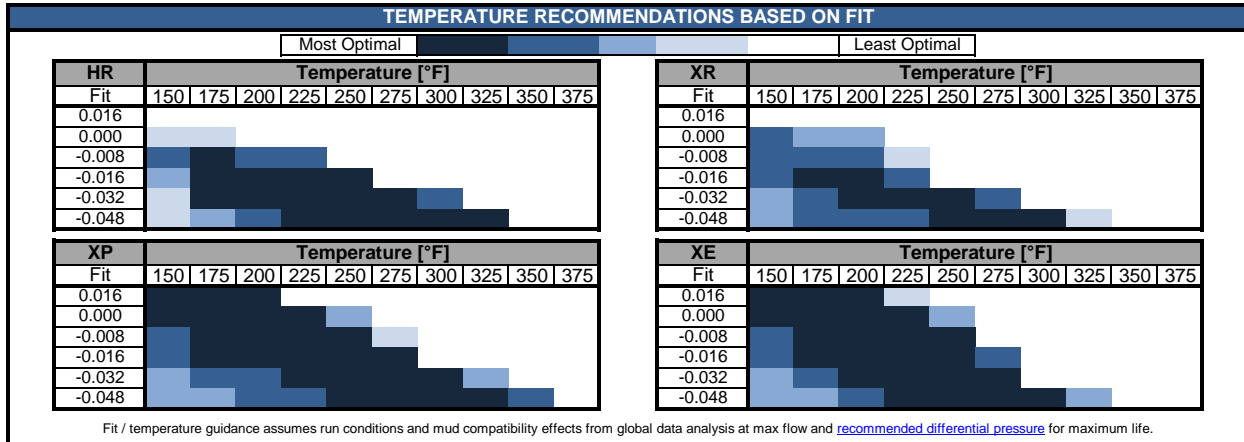
*Pending production measurements

ROTOR SPECIFICATIONS		STATOR SPECIFICATIONS	
Overall Length** (in)	117.0	Overall Length (in)	130.0
Contour Length** (in)	110.0	Cutback #1** (in)	8.0
Eccentricity (in)	0.226	Cutback #2** (in)	8.0
Major Diameter (in)	3.980	Tube O.D. (in)	6.50
Weight (lb)	364	Tube I.D. (in)	5.00
Head Diameter*** (in)	3.50	Weight (lb)	535
Material**	17-4SS		
Thread Form***	2 3/8 API REG		

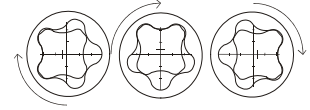
**Representative options given. Verify specific requirements before placing order.

***Customer specified

PERFORMANCE SPECIFICATIONS					
		HR	XR	XP	XE
Torque Slope	7.945 ft-lb/psi				
Flow Range	150 to 400 GPM				
RPG	0.332 rev/gal				
Speed Range	50 to 133 RPM				
Off Bottom Press.	71 psi				
		Max. Diff. Press. (psi)	630	700	770
		Max. Torque (ft-lb)	5010	5560	6120
		Stall Diff. Press. (psi)	950	1050	1160
		Stall Torque (ft-lb)	7510	8340	9180
		Max. Recommended (HP)	113	107	115
		PSI Per Stage	225	250	275
		PSI Per Cavity	41	45	50
		Temperature Slope (in/°F)	0.000280	0.000280	0.000294



Performance characteristics are estimates based on nominal conditions and are for reference only. Actual performance may be affected by rotor/stator fit, temperature, and other operating conditions. The torque may exceed the capacity of connected components and threads. Operating above the recommended limits of either the power section or connected components may reduce product life and result in damage to the power section and connected components. Data is subject to change without notice.



POWER SECTION

FIT INFORMATION - MINOR DIAMETER (mm)				
Stator Size	DynaPower			
	HR	XR	XP	XE
1 Undersize				
Standard	89.05		89.05*	89.05*
1 Oversize				
2 Oversize				
Nominal Fit at 75°F				
1 Undersize				
Standard	0.56		0.56*	0.56*
1 Oversize				
2 Oversize				

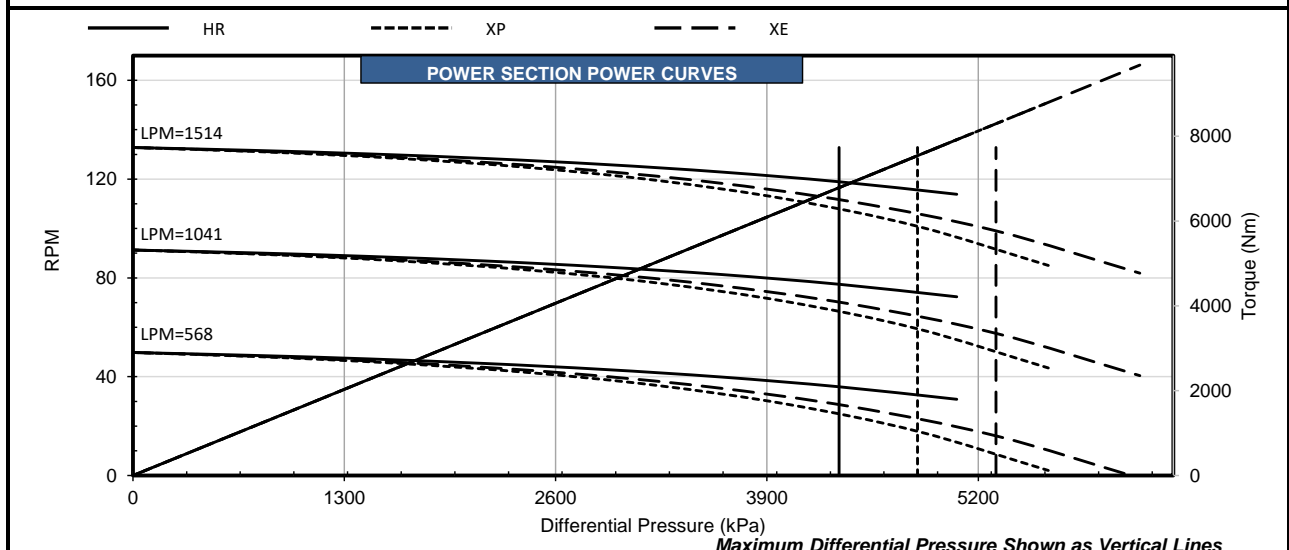
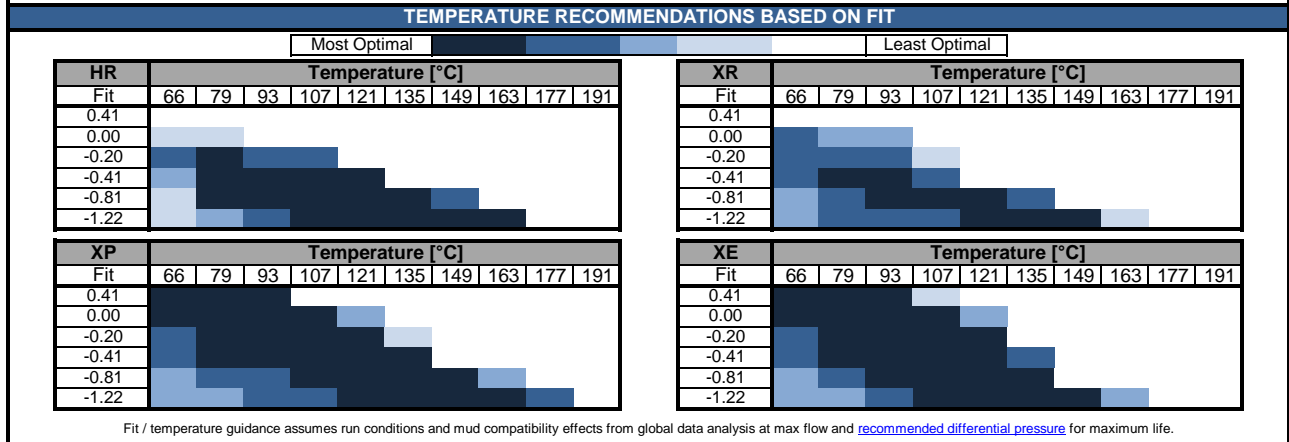
*Pending production measurements

ROTOR SPECIFICATIONS		STATOR SPECIFICATIONS	
Overall Length** (mm)	2971.8	Overall Length (mm)	3302.0
Contour Length** (mm)	2794.0	Cutback #1** (mm)	203.2
Eccentricity (mm)	5.74	Cutback #2** (mm)	203.2
Major Diameter (mm)	101.09	Tube O.D. (mm)	165.1
Weight (kg)	165	Tube I.D. (mm)	127.0
Head Diameter*** (mm)	88.90	Weight (kg)	243
Material**	17-4SS		
Thread Form**	2 3/8 API REG		

**Representative options given. Verify specific requirements before placing order.

***Customer specified

PERFORMANCE SPECIFICATIONS					
		HR	XR	XP	XE
Torque Slope	1.562 Nm/kPa				
Flow Range	568 to 1514 Litre/min				
RPG	0.088 rev/litre				
Speed Range	50 to 133 RPM				
Off Bottom Press.	490 kPa				
		Max. Diff. Press. (kPa)	4344	4826	5309
		Max. Torque (Nm)	6793	7538	8298
		Stall Diff. Press. (kPa)	6550	7239	7998
		Stall Torque (Nm)	10182	11308	12446
		Max. Recommended (kW)	85	80	86
		kPa Per Stage	1551	1724	1896
		kPa Per Cavity	283	310	345
		Temperature Slope (mm/°C)	0.0128	0.0128	0.0134



Performance characteristics are estimates based on nominal conditions and are for reference only. Actual performance may be affected by rotor/stator fit, temperature, and other operating conditions. The torque may exceed the capacity of connected components and threads. Operating above the recommended limits of either the power section or connected components may reduce product life and result in damage to the power section and connected components. Data is subject to change without notice.