

## POWER SECTION

FIT INFORMATION - MINOR DIAMETER (in)				
Stator Size	DynaPower			
	HR	XR	XP	XE
1 Undersize				
Standard	2.412		2.412*	2.412*
1 Oversize	2.436		2.436*	2.436*
2 Oversize				
Nominal Fit at 75°F				
1 Undersize				
Standard	0.008		0.008*	0.008*
1 Oversize	-0.016		-0.016*	-0.016*
2 Oversize				

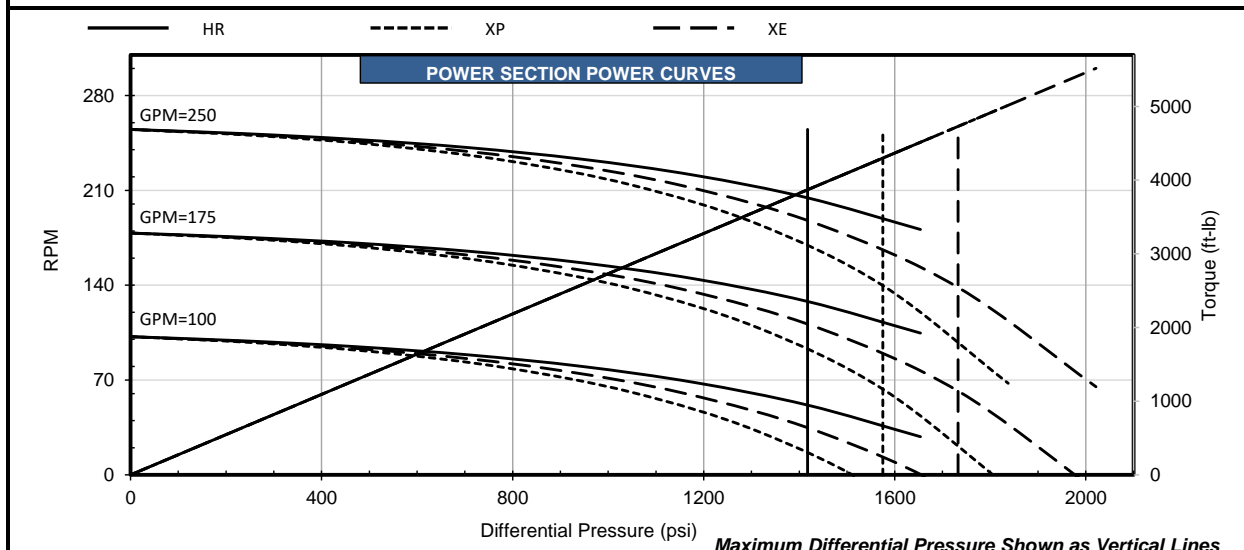
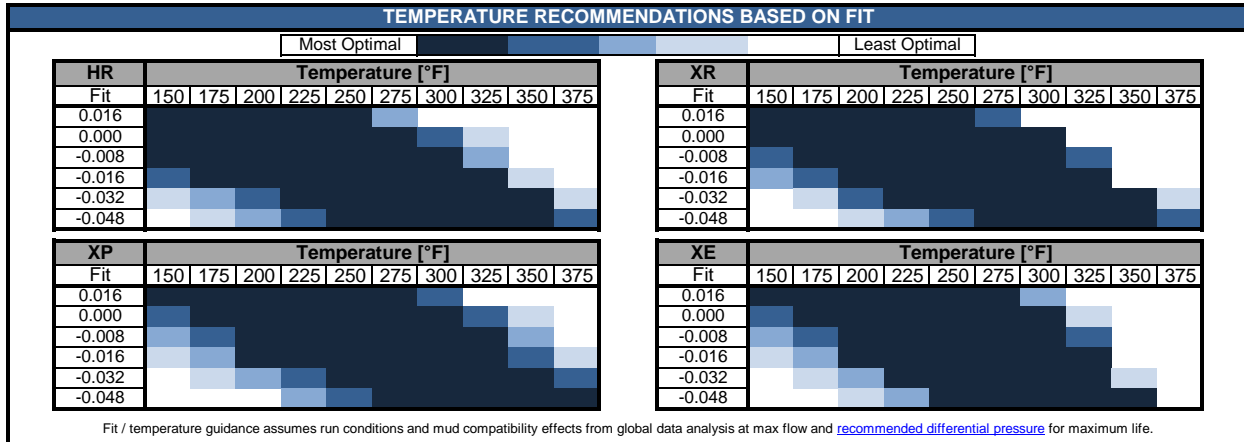
\*Pending production measurements

ROTOR SPECIFICATIONS		STATOR SPECIFICATIONS	
Overall Length** (in)	188.0	Overall Length (in)	207.0
Contour Length** (in)	182.0	Cutback #1** (in)	8.0
Eccentricity (in)	0.246	Cutback #2** (in)	8.0
Major Diameter (in)	2.912	Tube O.D. (in)	5.00
Weight (lb)	241	Tube I.D. (in)	3.75
Head Diameter*** (in)	2.75	Weight (lb)	538
Material**	17-4SS		
Thread Form***	2 3/8 HEF Mod Flat		

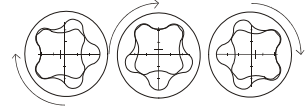
\*\*Representative options given. Verify specific requirements before placing order.

\*\*\*Customer specified

PERFORMANCE SPECIFICATIONS					
		HR	XR	XP	XE
Torque Slope	2.730 ft-lb/psi				
Flow Range	100 to 250 GPM				
RPG	1.020 rev/gal				
Speed Range	102 to 255 RPM				
Off Bottom Press.	87 psi				
		Max. Diff. Press. (psi)	1420	1580	1730
		Max. Torque (ft-lb)	3870	4300	4730
		Stall Diff. Press. (psi)	2130	2360	2600
		Stall Torque (ft-lb)	5800	6450	7090
		Max. Recommended (HP)	151	114	125
		PSI Per Stage	225	250	275
		PSI Per Cavity	52	57	63
		Temperature Slope (in/°F)	0.000254	0.000254	0.000265



Performance characteristics are estimates based on nominal conditions and are for reference only. Actual performance may be affected by rotor/stator fit, temperature, and other operating conditions. The torque may exceed the capacity of connected components and threads. Operating above the recommended limits of either the power section or connected components may reduce product life and result in damage to the power section and connected components. Data is subject to change without notice.



## POWER SECTION

FIT INFORMATION - MINOR DIAMETER (mm)				
Stator Size	DynaPower			
	HR	XR	XP	XE
1 Undersize				
Standard	61.26		61.26*	61.26*
1 Oversize	61.87		61.87*	61.87*
2 Oversize				
Nominal Fit at 75°F				
1 Undersize				
Standard	0.20		0.20*	0.20*
1 Oversize	-0.41		-0.41*	-0.41*
2 Oversize				

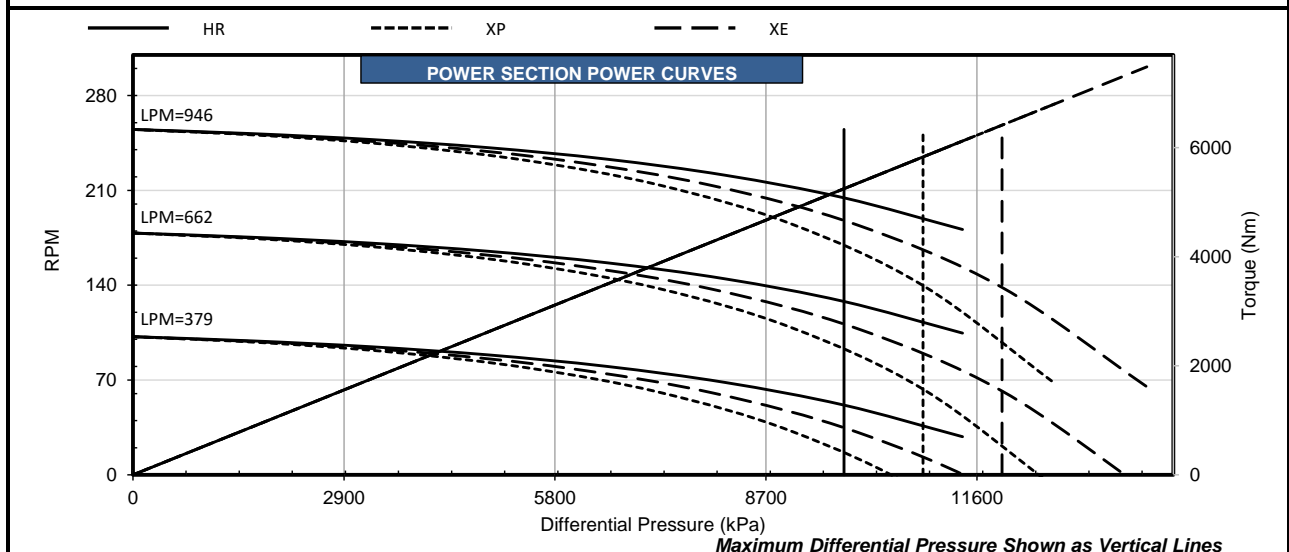
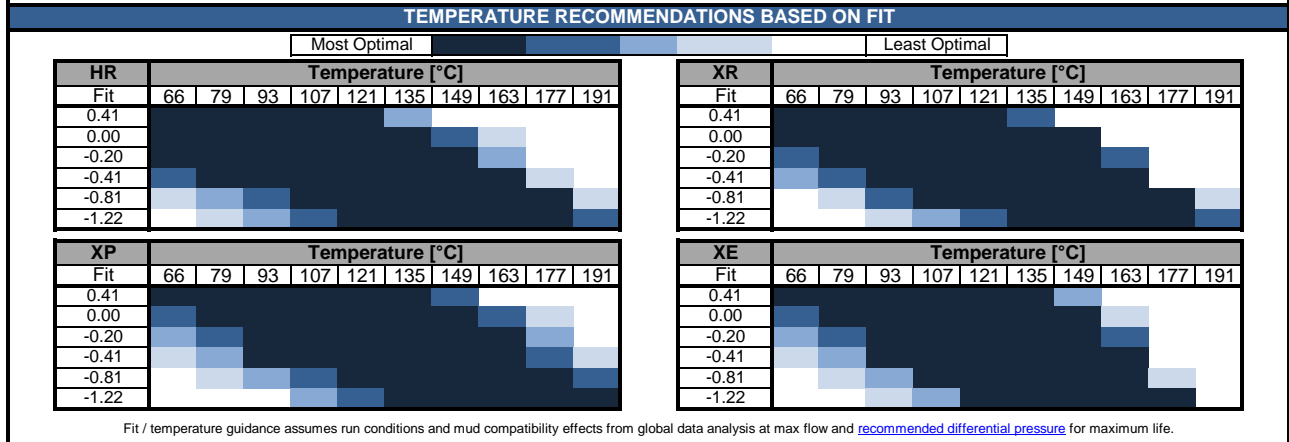
\*Pending production measurements

ROTOR SPECIFICATIONS		STATOR SPECIFICATIONS	
Overall Length** (mm)	4775.2	Overall Length (mm)	5257.8
Contour Length** (mm)	4622.8	Cutback #1** (mm)	203.2
Eccentricity (mm)	6.25	Cutback #2** (mm)	203.2
Major Diameter (mm)	73.96	Tube O.D. (mm)	127.0
Weight (kg)	109	Tube I.D. (mm)	95.3
Head Diameter*** (mm)	69.85	Weight (kg)	244
Material**	17-4SS		
Thread Form**	2 3/8 HEF Mod Flat		

\*\*Representative options given. Verify specific requirements before placing order.

\*\*\*Customer specified

PERFORMANCE SPECIFICATIONS					
		HR	XR	XP	XE
Torque Slope	0.537 Nm/kPa				
Flow Range	379 to 946 Litre/min				
RPG	0.269 rev/litre				
Speed Range	102 to 255 RPM				
Off Bottom Press.	600 kPa				
		Max. Diff. Press. (kPa)	9791	10894	11928
		Max. Torque (Nm)	5247	5830	6413
		Stall Diff. Press. (kPa)	14686	16272	17926
		Stall Torque (Nm)	7864	8745	9613
		Max. Recommended (kW)	112	85	93
		kPa Per Stage	1551	1724	1896
		kPa Per Cavity	359	393	434
		Temperature Slope (mm/°C)	0.0116	0.0116	0.0121



Performance characteristics are estimates based on nominal conditions and are for reference only. Actual performance may be affected by rotor/stator fit, temperature, and other operating conditions. The torque may exceed the capacity of connected components and threads. Operating above the recommended limits of either the power section or connected components may reduce product life and result in damage to the power section and connected components. Data is subject to change without notice.