

POWER SECTION

FIT INFORMATION - MINOR DIAMETER (in)				
Stator Size	DynaPower			
	HR	XR	XP	XE
1 Undersize	5.523*		5.523*	5.523*
Standard	5.542		5.542*	5.542*
1 Oversize	5.558		5.558*	5.558*
2 Oversize				
Nominal Fit at 75°F				
1 Undersize	0.026*		0.026*	0.026*
Standard	0.007		0.007*	0.007*
1 Oversize	-0.009		-0.009*	-0.009*
2 Oversize				

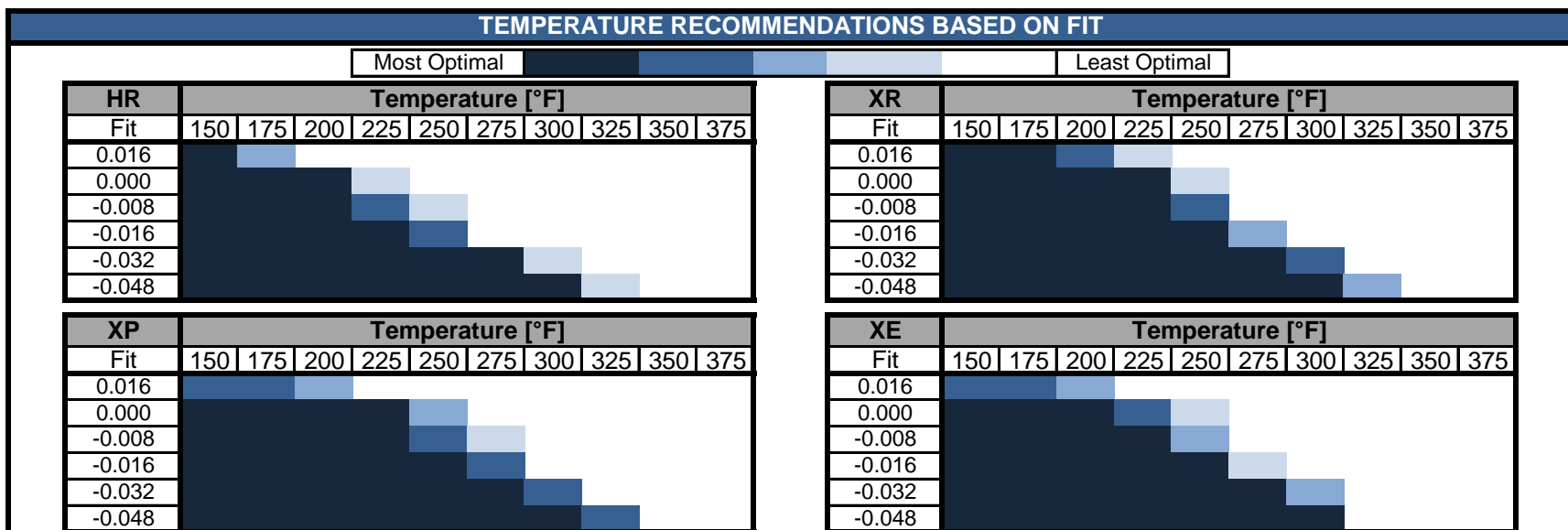
*Pending production measurements

ROTOR SPECIFICATIONS		STATOR SPECIFICATIONS	
Overall Length** (in)	202.0	Overall Length (in)	218.0
Contour Length** (in)	194.4	Cutback #1** (in)	8.0
Eccentricity (in)	0.428	Cutback #2** (in)	8.0
Major Diameter (in)	6.405	Tube O.D. (in)	9.63
Weight (lb)	1150	Tube I.D. (in)	7.88
Head Diameter*** (in)	5.50	Weight (lb)	1640
Material**	17-4SS		
Thread Form***	4 API FH		

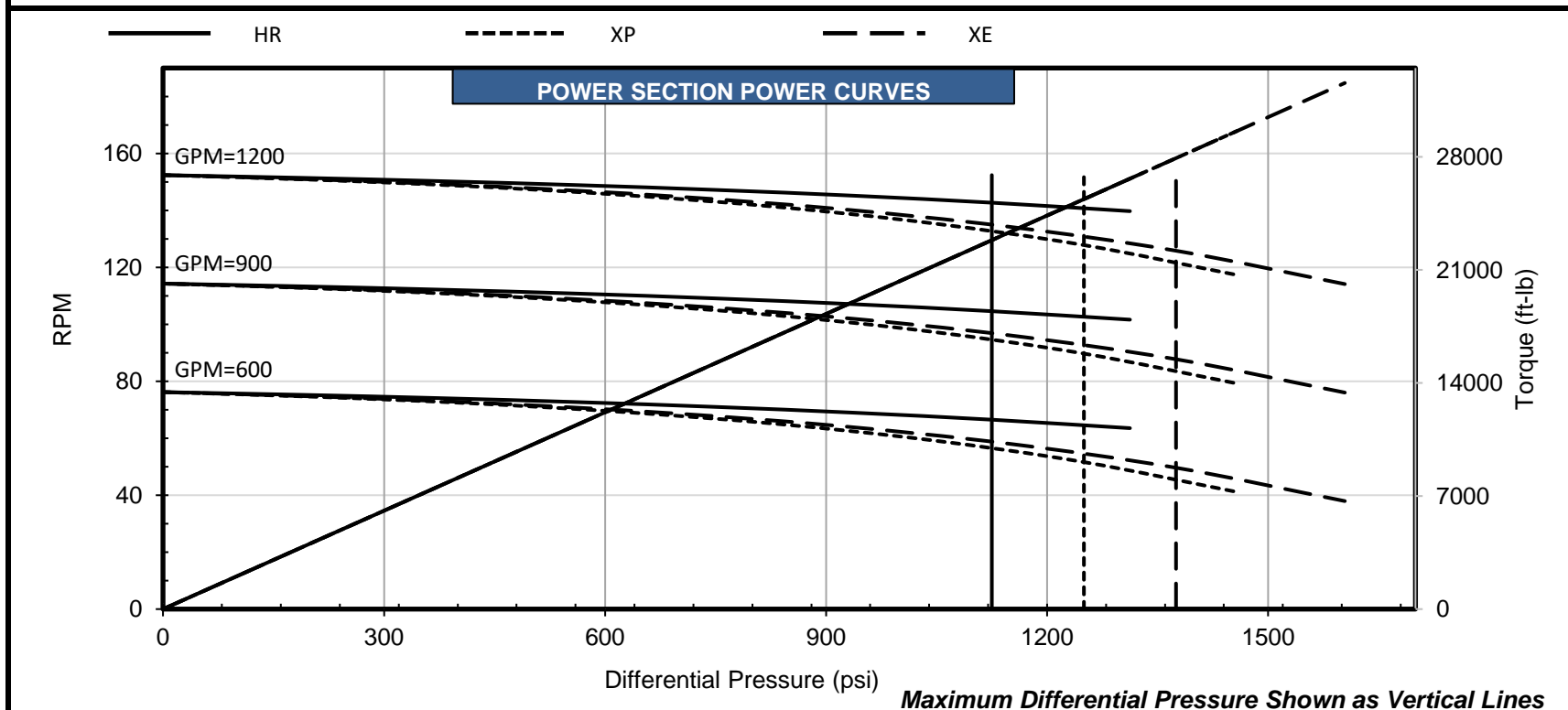
**Representative options given. Verify specific requirements before placing order.

***Customer specified

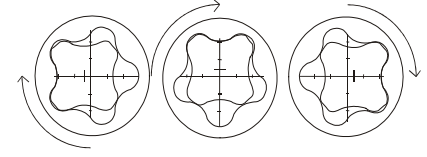
PERFORMANCE SPECIFICATIONS					
		HR	XR	XP	XE
Torque Slope	20.305 ft-lb/psi				
Flow Range	600 to 1200 GPM				
RPG	0.127 rev/gal				
Speed Range	76 to 152 RPM				
Off Bottom Press.	178 psi				
		Max. Diff. Press. (psi)	1130	1250	1380
		Max. Torque (ft-lb)	22840	25380	27920
		Stall Diff. Press. (psi)	1690	1880	2060
		Stall Torque (ft-lb)	34260	38070	41880
		Max. Recommended (HP)	621	618	669
		PSI Per Stage	225	250	275
		PSI Per Cavity	39	43	47
		Temperature Slope (in/°F)	0.000418	0.000418	0.000437



Fit / temperature guidance assumes run conditions and mud compatibility effects from global data analysis at max flow and recommended differential pressure for maximum life.



Performance characteristics are estimates based on nominal conditions and are for reference only. Actual performance may be affected by rotor/stator fit, temperature, and other operating conditions. The torque may exceed the capacity of connected components and threads. Operating above the recommended limits of either the power section or connected components may reduce product life and result in damage to the power section and connected components. Data is subject to change without notice.



POWER SECTION

FIT INFORMATION - MINOR DIAMETER (mm)				
Stator Size	DynaPower			
	HR	XR	XP	XE
1 Undersize	140.28*		140.28*	140.28*
Standard	140.77		140.77*	140.77*
1 Oversize	141.17		141.17*	141.17*
2 Oversize				
Nominal Fit at 75°F				
1 Undersize	0.66*		0.66*	0.66*
Standard	0.18		0.18*	0.18*
1 Oversize	-0.23		-0.23*	-0.23*
2 Oversize				

*Pending production measurements

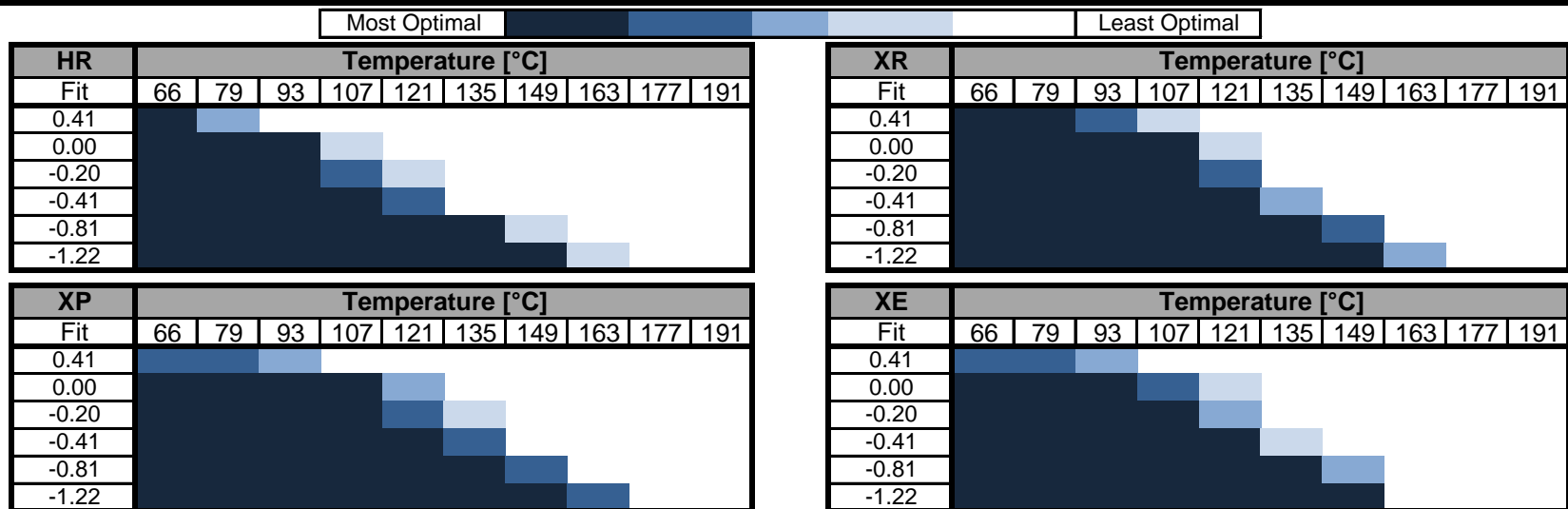
ROTOR SPECIFICATIONS		STATOR SPECIFICATIONS	
Overall Length** (mm)	5130.8	Overall Length (mm)	5537.2
Contour Length** (mm)	4937.8	Cutback #1** (mm)	203.2
Eccentricity (mm)	10.87	Cutback #2** (mm)	203.2
Major Diameter (mm)	162.69	Tube O.D. (mm)	244.6
Weight (kg)	522	Tube I.D. (mm)	200.2
Head Diameter*** (mm)	139.70	Weight (kg)	744
Material**	17-4SS		
Thread Form***	4 API FH		

**Representative options given. Verify specific requirements before placing order.

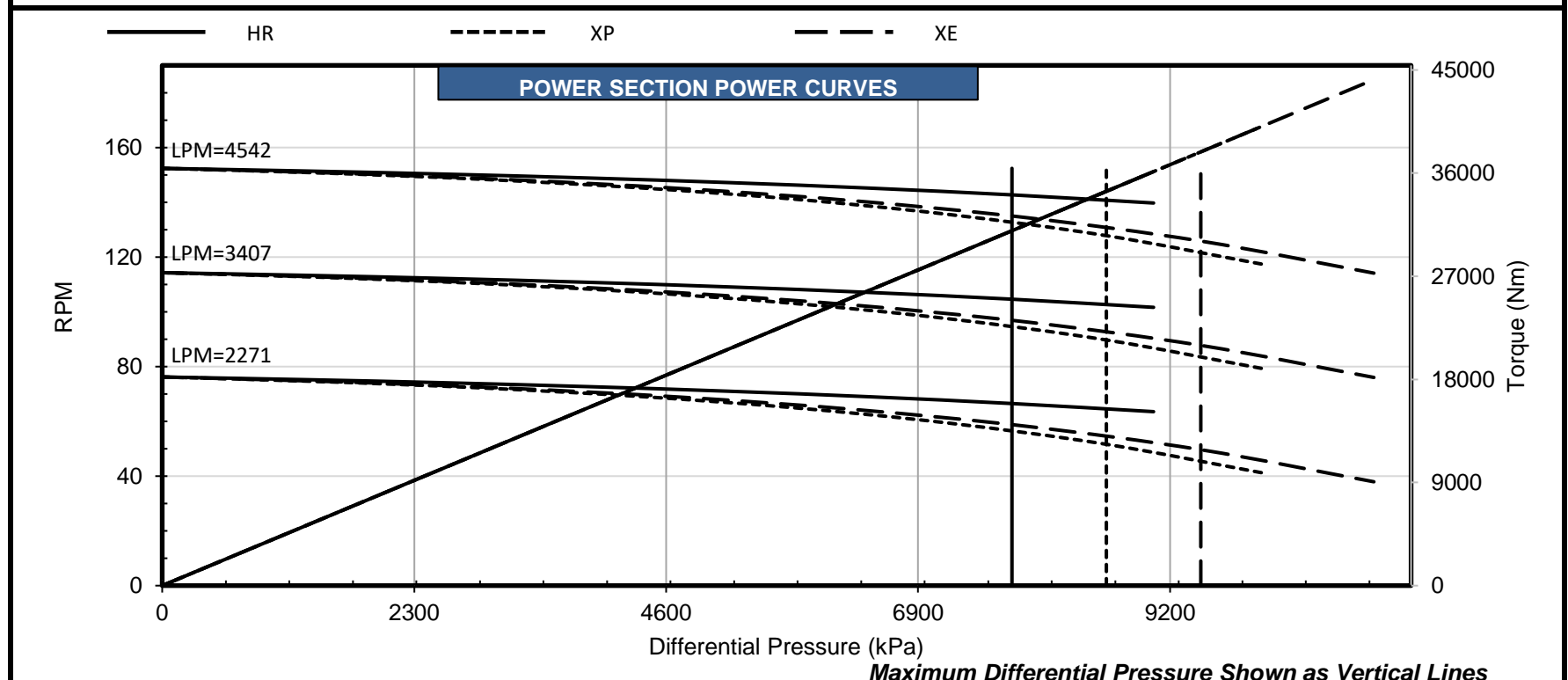
***Customer specified

PERFORMANCE SPECIFICATIONS					
		HR	XR	XP	XE
Torque Slope	3.993 Nm/kPa				
Flow Range	2271 to 4542 Litre/min				
RPG	0.034 rev/litre				
Speed Range	76 to 152 RPM				
Off Bottom Press.	1227 kPa				
		Max. Diff. Press. (kPa)	7791	8618	9515
		Max. Torque (Nm)	30967	34411	37854
		Stall Diff. Press. (kPa)	11652	12962	14203
		Stall Torque (Nm)	46450	51616	56782
		Max. Recommended (kW)	463	461	499
		kPa Per Stage	1551	1724	1896
		kPa Per Cavity	269	296	324
		Temperature Slope (mm/°C)	0.0191	0.0191	0.0200

TEMPERATURE RECOMMENDATIONS BASED ON FIT



Fit / temperature guidance assumes run conditions and mud compatibility effects from global data analysis at max flow and [recommended differential pressure](#) for maximum life.



Performance characteristics are estimates based on nominal conditions and are for reference only. Actual performance may be affected by rotor/stator fit, temperature, and other operating conditions. The torque may exceed the capacity of connected components and threads. Operating above the recommended limits of either the power section or connected components may reduce product life and result in damage to the power section and connected components. Data is subject to change without notice.