

## POWER SECTION

FIT INFORMATION - MINOR DIAMETER (in)				
Stator Size	DynaPower			
	HR	XR	XP	XE
1 Undersize				
Standard	5.500		5.498	5.500*
1 Oversize				
2 Oversize				
Nominal Fit at 75°F				
1 Undersize				
Standard	-0.002		0.000	-0.002*
1 Oversize				
2 Oversize				

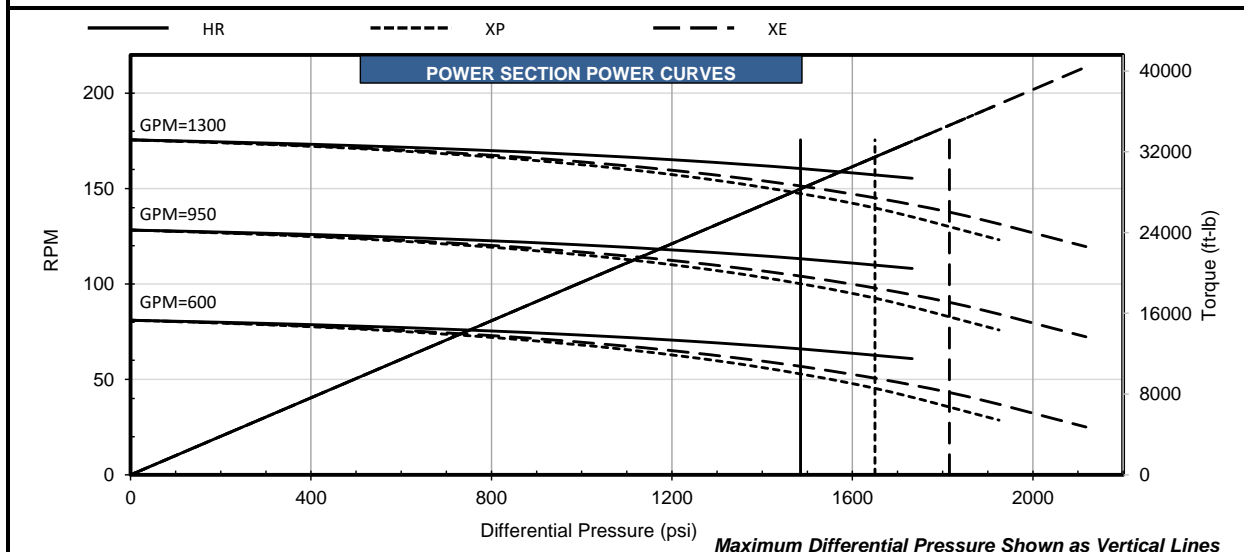
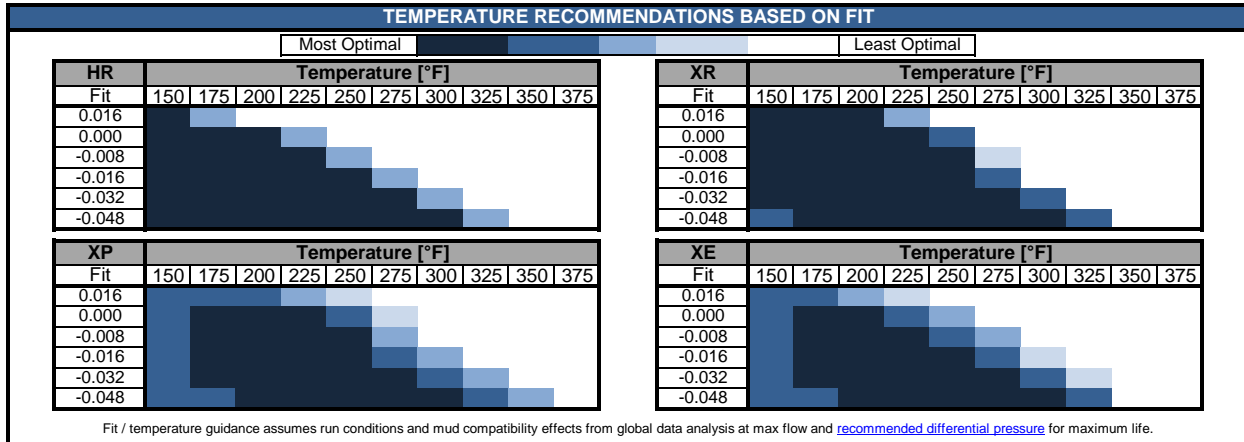
\*Pending production measurements

ROTOR SPECIFICATIONS		STATOR SPECIFICATIONS	
Overall Length** (in)	290.0	Overall Length (in)	300.0
Contour Length** (in)	282.0	Cutback #1** (in)	10.0
Eccentricity (in)	0.375	Cutback #2** (in)	10.0
Major Diameter (in)	6.247	Tube O.D. (in)	8.75
Weight (lb)	1918	Tube I.D. (in)	7.25
Head Diameter*** (in)	6.10	Weight (lb)	1531
Material**	145 KSI 17-4SS		
Thread			
Form***	TBD		

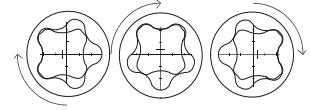
\*\*Representative options given. Verify specific requirements before placing order.

\*\*\*Customer specified

PERFORMANCE SPECIFICATIONS					
		HR	XR	XP	XE
Torque Slope	19.081 ft-lb/psi				
Flow Range	600 to 1300 GPM				
RPG	0.135 rev/gal				
Speed Range	81 to 176 RPM				
Off Bottom Press.	175 psi				
		Max. Diff. Press. (psi)	1490	1650	1820
		Max. Torque (ft-lb)	28340	31480	34630
		Stall Diff. Press. (psi)	2230	2480	2720
		Stall Torque (ft-lb)	42500	47230	51950
		Max. Recommended (HP)	866	838	908
		PSI Per Stage	225	250	275
		PSI Per Cavity	37	41	45
		Temperature Slope (in/°F)	0.000344	0.000344	0.000367



Performance characteristics are estimates based on nominal conditions and are for reference only. Actual performance may be affected by rotor/stator fit, temperature, and other operating conditions. The torque may exceed the capacity of connected components and threads. Operating above the recommended limits of either the power section or connected components may reduce product life and result in damage to the power section and connected components. Data is subject to change without notice.



## POWER SECTION

FIT INFORMATION - MINOR DIAMETER (mm)				
Stator Size	DynaPower			
	HR	XR	XP	XE
1 Undersize				
Standard	139.70		139.65	139.70*
1 Oversize				
2 Oversize				
Nominal Fit at 75°F				
1 Undersize				
Standard	-0.05		0.00	-0.05*
1 Oversize				
2 Oversize				

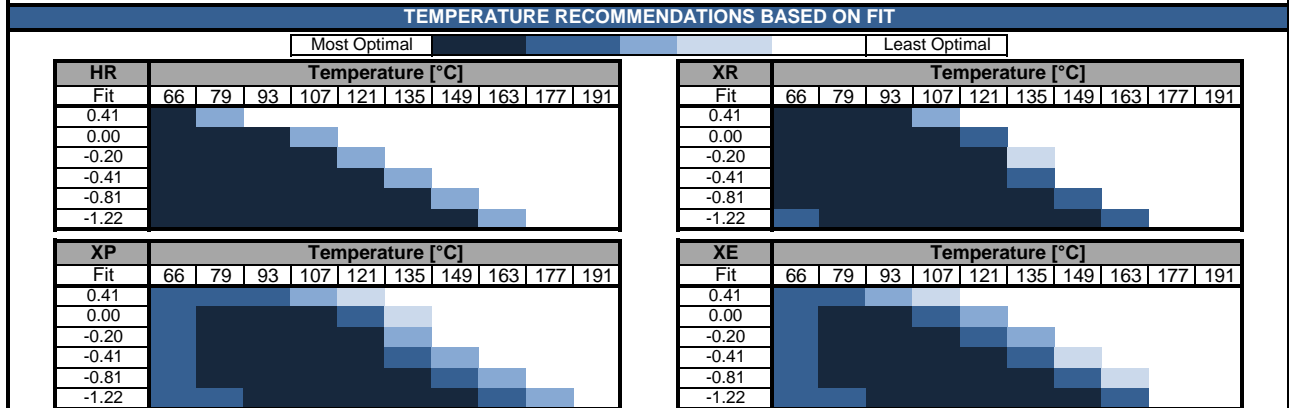
\*Pending production measurements

ROTOR SPECIFICATIONS		STATOR SPECIFICATIONS	
Overall Length** (mm)	7366.0	Overall Length (mm)	7620.0
Contour Length** (mm)	7162.8	Cutback #1** (mm)	254.0
Eccentricity (mm)	9.51	Cutback #2** (mm)	254.0
Major Diameter (mm)	158.67	Tube O.D. (mm)	222.3
Weight (kg)	870	Tube I.D. (mm)	184.2
Head Diameter*** (mm)	154.94	Weight (kg)	694
Material**	145 KSI 17-4SS		
Thread Form**	TBD		

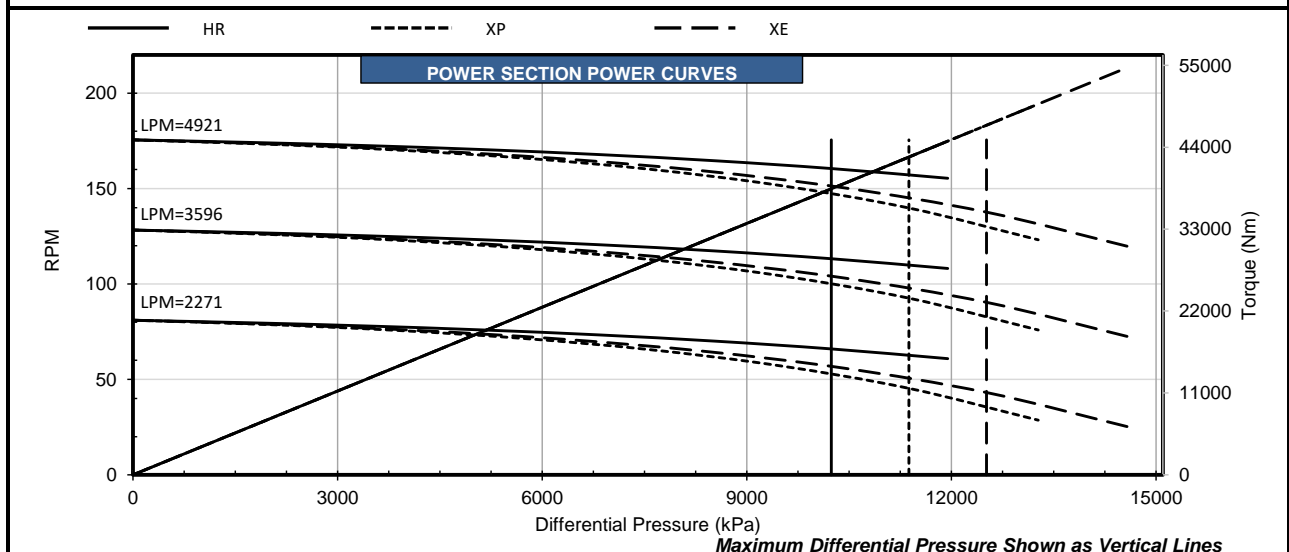
\*\*Representative options given. Verify specific requirements before placing order.

\*\*\*Customer specified

PERFORMANCE SPECIFICATIONS					
		HR	XR	XP	XE
Torque Slope	3.752 Nm/kPa				
Flow Range	2271 to 4921 Litre/min				
RPG	0.036 rev/litre				
Speed Range	81 to 176 RPM				
Off Bottom Press.	1207 kPa				
		Max. Diff. Press. (kPa)	10273	11376	12548
		Max. Torque (Nm)	38424	42681	46952
		Stall Diff. Press. (kPa)	15375	17099	18754
		Stall Torque (Nm)	57622	64035	70435
		Max. Recommended (kW)	646	625	677
		kPa Per Stage	1551	1724	1896
		kPa Per Cavity	255	283	310
		Temperature Slope (mm/°C)	0.0158	0.0158	0.0168



Fit / temperature guidance assumes run conditions and mud compatibility effects from global data analysis at max flow and recommended differential pressure for maximum life.



Performance characteristics are estimates based on nominal conditions and are for reference only. Actual performance may be affected by rotor/stator fit, temperature, and other operating conditions. The torque may exceed the capacity of connected components and threads. Operating above the recommended limits of either the power section or connected components may reduce product life and result in damage to the power section and connected components. Data is subject to change without notice.