

## POWER SECTION

FIT INFORMATION - MINOR DIAMETER (in)				
Stator Size	DynaPower			
	HR	XR	XP	XE
1 Undersize				
Standard	3.792		3.792*	3.792*
1 Oversize	3.808	3.808*	3.808*	3.808*
2 Oversize				
Nominal Fit at 75°F				
1 Undersize				
Standard	0.016		0.016*	0.016*
1 Oversize	0.000	0.000*	0.000*	0.000*
2 Oversize				

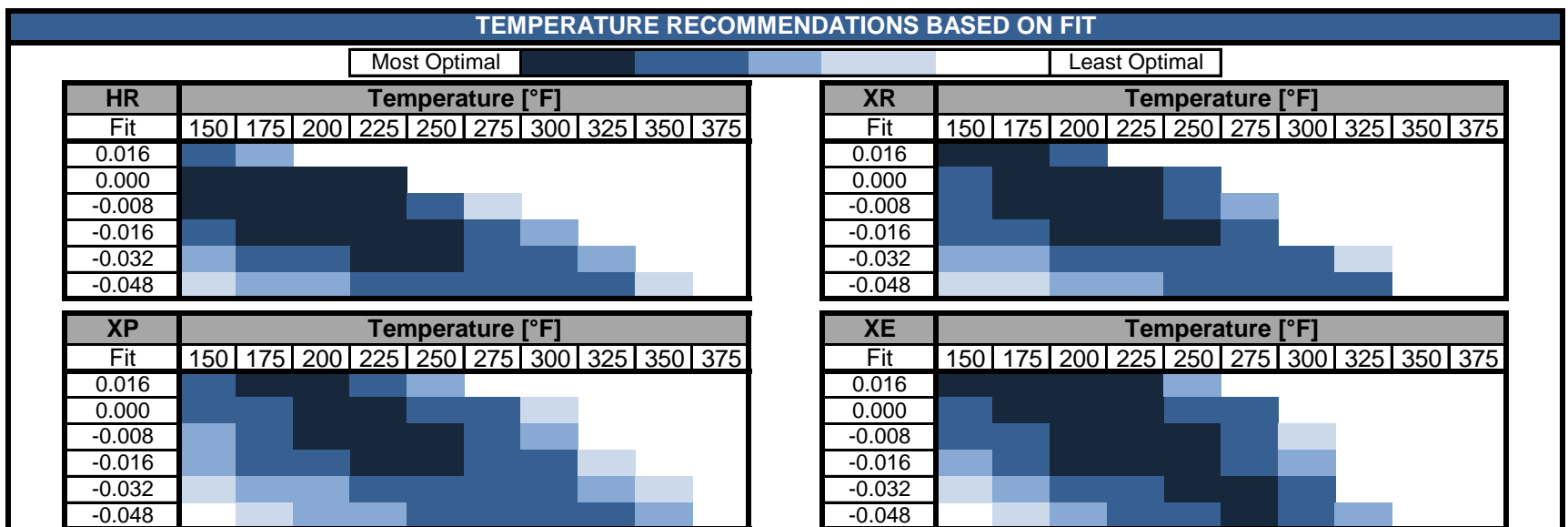
\*Pending production measurements

ROTOR SPECIFICATIONS		STATOR SPECIFICATIONS	
Overall Length** (in)	213.0	Overall Length (in)	220.0
Contour Length** (in)	206.3	Cutback #1** (in)	8.0
Eccentricity (in)	0.244	Cutback #2** (in)	8.0
Major Diameter (in)	4.296	Tube O.D. (in)	6.75
Weight (lb)	621	Tube I.D. (in)	5.50
Head Diameter*** (in)	4.00	Weight (lb)	828
Material**	17-4SS		
Thread Form***	2 7/8 API REG		

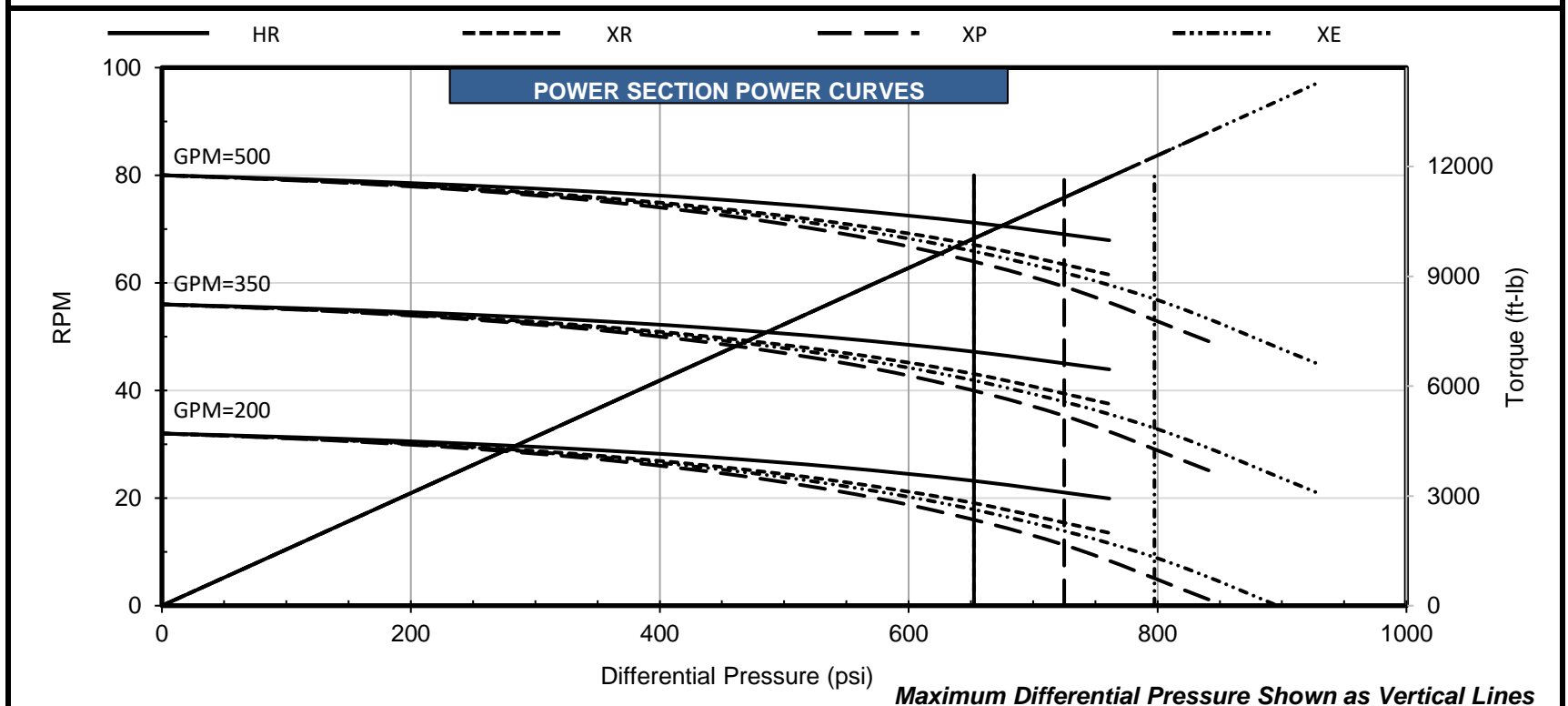
\*\*Representative options given. Verify specific requirements before placing order.

\*\*\*Customer specified

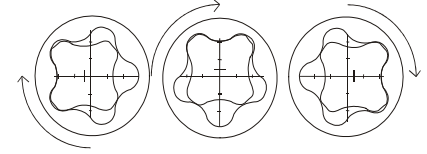
PERFORMANCE SPECIFICATIONS						
		HR	XR	XP	XE	
Torque Slope	15.378 ft-lb/psi					
Flow Range	200 to 500 GPM					
RPG	0.160 rev/gal					
Speed Range	32 to 80 RPM					
Off Bottom Press.	59 psi					
		Max. Diff. Press. (psi)	650	650	730	800
		Max. Torque (ft-lb)	10030	10030	11150	12260
		Stall Diff. Press. (psi)	980	980	1090	1200
		Stall Torque (ft-lb)	15050	15050	16720	18400
		Max. Recommended (HP)	136	128	126	133
		PSI Per Stage	225	225	250	275
		PSI Per Cavity	40	40	45	49
		Temperature Slope (in/°F)	0.000333	0.000313	0.000333	0.000290



Fit / temperature guidance assumes run conditions and mud compatibility effects from global data analysis at max flow and recommended differential pressure for maximum life.



Performance characteristics are estimates based on nominal conditions and are for reference only. Actual performance may be affected by rotor/stator fit, temperature, and other operating conditions. The torque may exceed the capacity of connected components and threads. Operating above the recommended limits of either the power section or connected components may reduce product life and result in damage to the power section and connected components. Data is subject to change without notice.



## POWER SECTION

FIT INFORMATION - MINOR DIAMETER (mm)				
Stator Size	DynaPower			
	HR	XR	XP	XE
1 Undersize				
Standard	96.32		96.32*	96.32*
1 Oversize	96.72	96.72*	96.72*	96.72*
2 Oversize				
Nominal Fit at 75°F				
1 Undersize				
Standard	0.41		0.41*	0.41*
1 Oversize	0.00	0.00*	0.00*	0.00*
2 Oversize				

\*Pending production measurements


ROTOR SPECIFICATIONS		STATOR SPECIFICATIONS	
Overall Length** (mm)	5410.2	Overall Length (mm)	5588.0
Contour Length** (mm)	5240.0	Cutback #1** (mm)	203.2
Eccentricity (mm)	6.20	Cutback #2** (mm)	203.2
Major Diameter (mm)	109.12	Tube O.D. (mm)	171.5
Weight (kg)	282	Tube I.D. (mm)	139.7
Head Diameter*** (mm)	101.60	Weight (kg)	376
Material**	17-4SS		
Thread Form***	2 7/8 API REG		

\*\*Representative options given. Verify specific requirements before placing order.

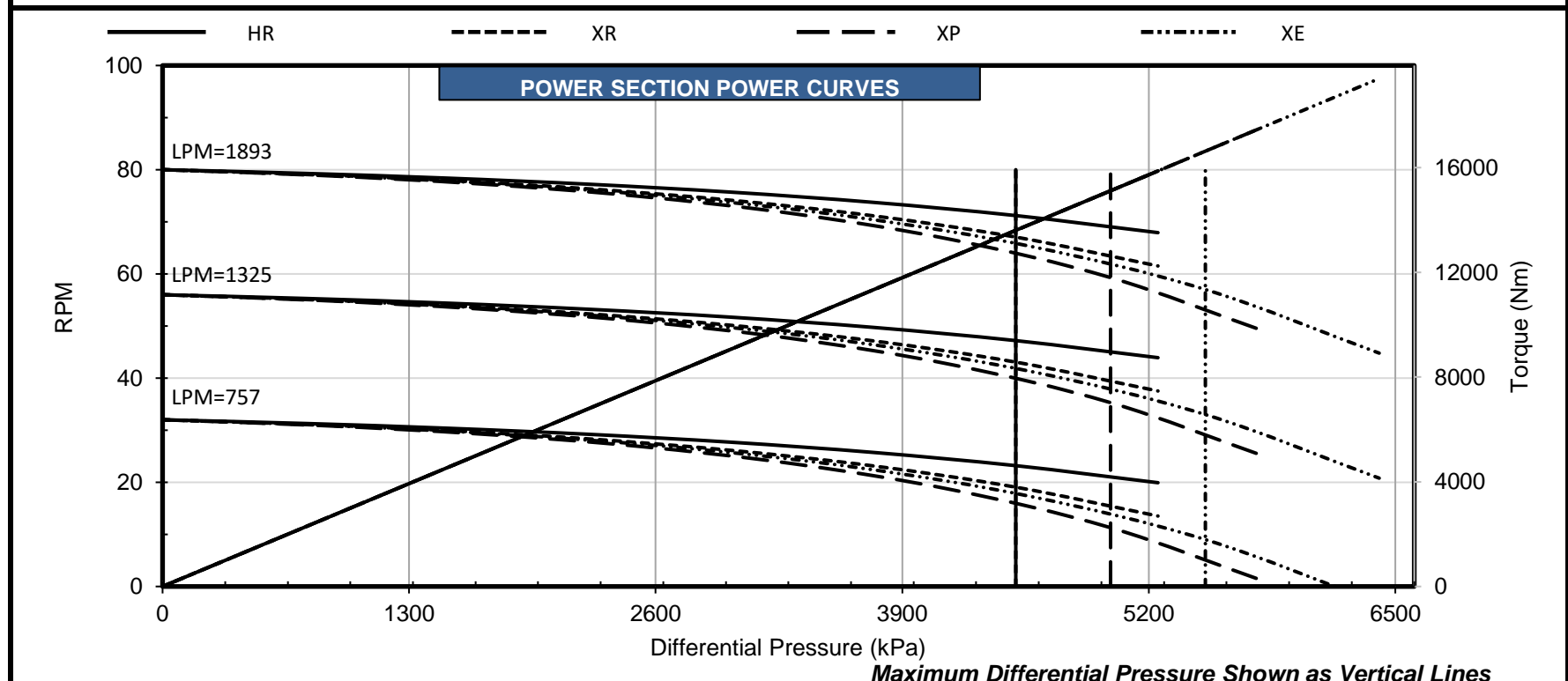
\*\*\*Customer specified

PERFORMANCE SPECIFICATIONS						
		HR	XR	XP	XE	
Torque Slope	3.024 Nm/kPa					
Flow Range	757 to 1893 Litre/min					
RPG	0.042 rev/litre					
Speed Range	32 to 80 RPM					
Off Bottom Press.	407 kPa					
		Max. Diff. Press. (kPa)	4482	4482	5033	5516
		Max. Torque (Nm)	13599	13599	15117	16622
		Stall Diff. Press. (kPa)	6757	6757	7515	8274
		Stall Torque (Nm)	20405	20405	22669	24947
		Max. Recommended (kW)	101	96	94	99
		kPa Per Stage	1551	1551	1724	1896
		kPa Per Cavity	276	276	310	338
		Temperature Slope (mm/°C)	0.0152	0.0143	0.0152	0.0132

### TEMPERATURE RECOMMENDATIONS BASED ON FIT



Fit / temperature guidance assumes run conditions and mud compatibility effects from global data analysis at max flow and [recommended differential pressure](#) for maximum life.



Performance characteristics are estimates based on nominal conditions and are for reference only. Actual performance may be affected by rotor/stator fit, temperature, and other operating conditions. The torque may exceed the capacity of connected components and threads. Operating above the recommended limits of either the power section or connected components may reduce product life and result in damage to the power section and connected components. Data is subject to change without notice.