

POWER SECTION

FIT INFORMATION - MINOR DIAMETER (in)				
Stator Size	DynaPower			
	HR	XR	XP	XE
1 Undersize				
Standard	3.744		3.744*	3.744*
1 Oversize				
2 Oversize				
Nominal Fit at 75°F				
1 Undersize				
Standard	-0.007		-0.007*	-0.007*
1 Oversize				
2 Oversize				

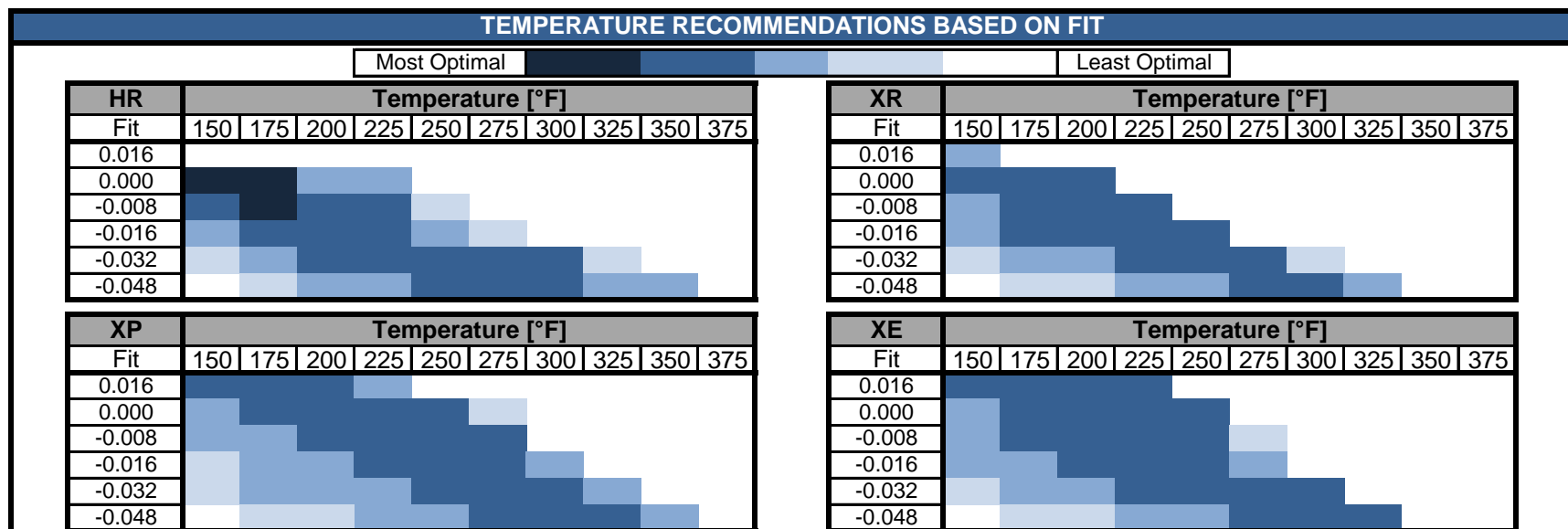
*Pending production measurements

ROTOR SPECIFICATIONS		STATOR SPECIFICATIONS	
Overall Length** (in)	220.8	Overall Length (in)	228.8
Contour Length** (in)	214.3	Cutback #1** (in)	8.0
Eccentricity (in)	0.233	Cutback #2** (in)	8.0
Major Diameter (in)	4.203	Tube O.D. (in)	6.75
Weight (lb)	570	Tube I.D. (in)	5.31
Head Diameter*** (in)	4.00	Weight (lb)	954
Material**	17-4SS		
Thread	2 3/8 or 2 7/8 API		
Form***	REG		

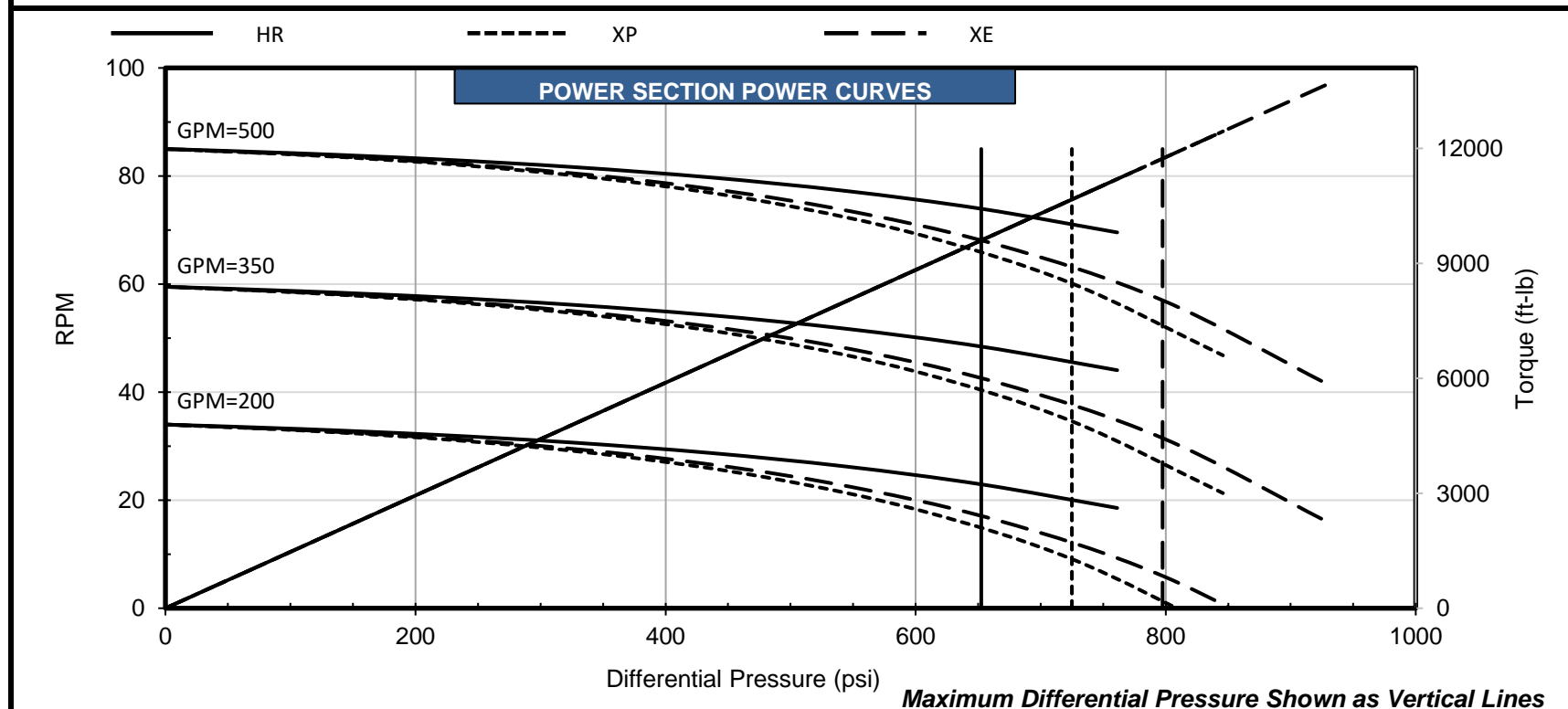
**Representative options given. Verify specific requirements before placing order.

***Customer specified

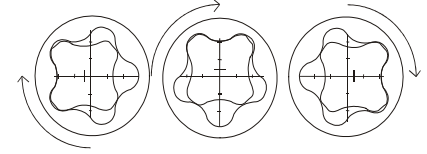
PERFORMANCE SPECIFICATIONS					
		HR	XR	XP	XE
Torque Slope	14.713 ft-lb/psi				
Flow Range	200 to 500 GPM				
RPG	0.170 rev/gal				
Speed Range	34 to 85 RPM				
Off Bottom Press.	57 psi				
		Max. Diff. Press. (psi)	650	730	800
		Max. Torque (ft-lb)	9600	10670	11730
		Stall Diff. Press. (psi)	980	1090	1200
		Stall Torque (ft-lb)	14400	16000	17600
		Max. Recommended (HP)	135	122	127
		PSI Per Stage	225	250	275
		PSI Per Cavity	40	45	49
		Temperature Slope (in/°F)	0.000303	0.000303	0.000373



Fit / temperature guidance assumes run conditions and mud compatibility effects from global data analysis at max flow and recommended differential pressure for maximum life.



Performance characteristics are estimates based on nominal conditions and are for reference only. Actual performance may be affected by rotor/stator fit, temperature, and other operating conditions. The torque may exceed the capacity of connected components and threads. Operating above the recommended limits of either the power section or connected components may reduce product life and result in damage to the power section and connected components. Data is subject to change without notice.



POWER SECTION

FIT INFORMATION - MINOR DIAMETER (mm)				
Stator Size	DynaPower			
	HR	XR	XP	XE
1 Undersize				
Standard	95.10		95.10*	95.10*
1 Oversize				
2 Oversize				
Nominal Fit at 75°F				
1 Undersize				
Standard	-0.18		-0.18*	-0.18*
1 Oversize				
2 Oversize				

*Pending production measurements

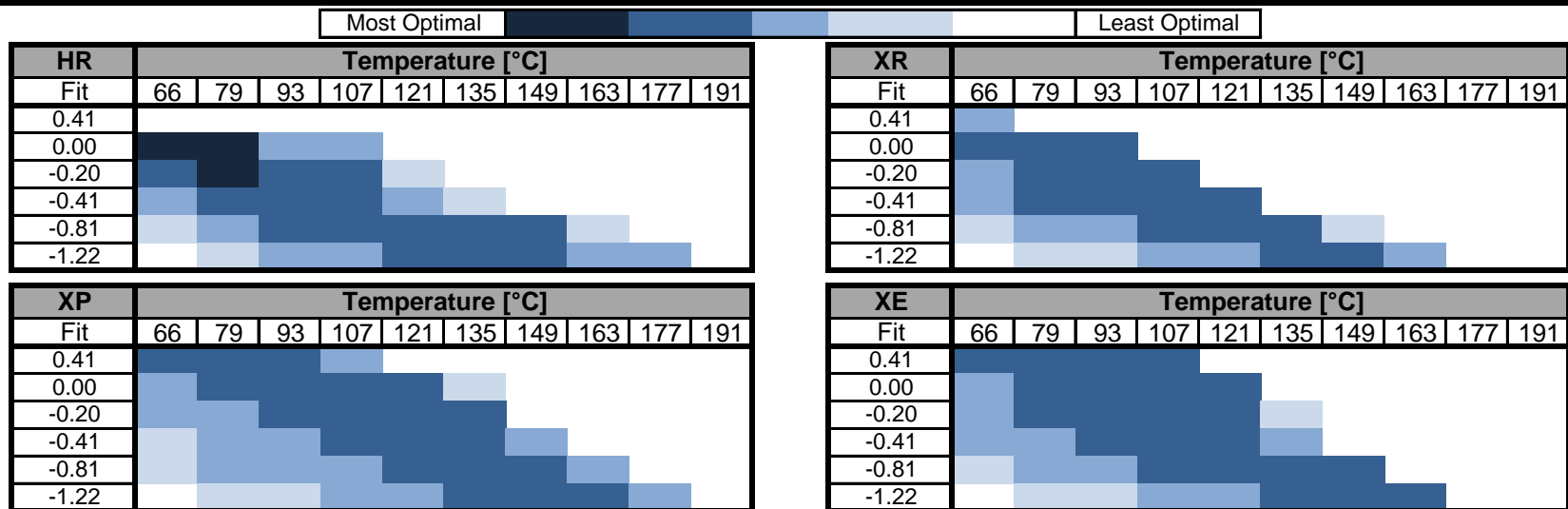
ROTOR SPECIFICATIONS		STATOR SPECIFICATIONS	
Overall Length** (mm)	5608.3	Overall Length (mm)	5811.5
Contour Length** (mm)	5443.2	Cutback #1** (mm)	203.2
Eccentricity (mm)	5.91	Cutback #2** (mm)	203.2
Major Diameter (mm)	106.76	Tube O.D. (mm)	171.5
Weight (kg)	259	Tube I.D. (mm)	134.9
Head Diameter*** (mm)	101.60	Weight (kg)	433
Material**	17-4SS		
Thread Form***	2 3/8 or 2 7/8 API REG		

**Representative options given. Verify specific requirements before placing order.

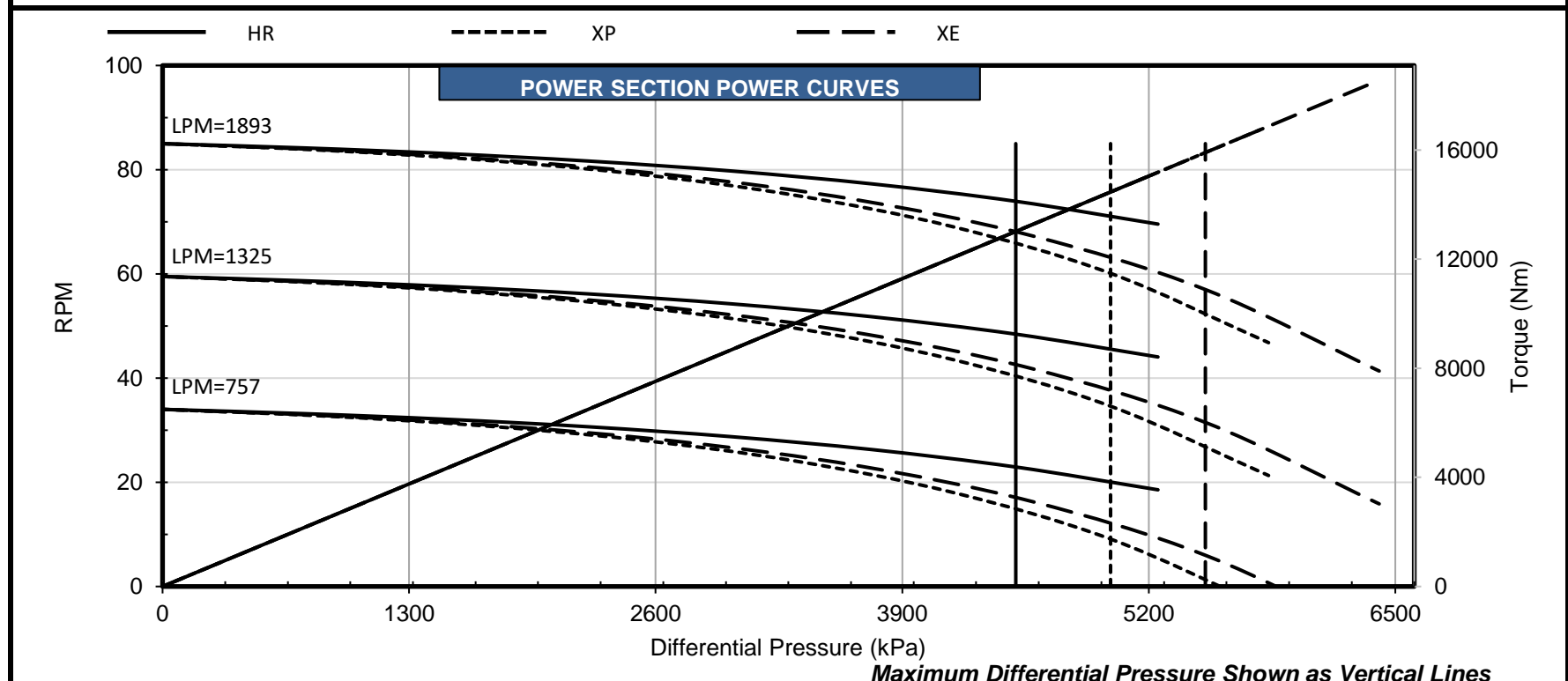
***Customer specified

PERFORMANCE SPECIFICATIONS					
		HR	XR	XP	XE
Torque Slope	2.893 Nm/kPa				
Flow Range	757 to 1893 Litre/min				
RPG	0.045 rev/litre				
Speed Range	34 to 85 RPM				
Off Bottom Press.	393 kPa				
		Max. Diff. Press. (kPa)	4482	5033	5516
		Max. Torque (Nm)	13016	14467	15904
		Stall Diff. Press. (kPa)	6757	7515	8274
		Stall Torque (Nm)	19524	21693	23862
		Max. Recommended (kW)	101	91	95
		kPa Per Stage	1551	1724	1896
		kPa Per Cavity	276	310	338
		Temperature Slope (mm/°C)	0.0138	0.0138	0.0171

TEMPERATURE RECOMMENDATIONS BASED ON FIT



Fit / temperature guidance assumes run conditions and mud compatibility effects from global data analysis at max flow and [recommended differential pressure](#) for maximum life.



Performance characteristics are estimates based on nominal conditions and are for reference only. Actual performance may be affected by rotor/stator fit, temperature, and other operating conditions. The torque may exceed the capacity of connected components and threads. Operating above the recommended limits of either the power section or connected components may reduce product life and result in damage to the power section and connected components. Data is subject to change without notice.