

POWER SECTION

FIT INFORMATION - MINOR DIAMETER (in)				
Stator Size	DynaPower			
	HR	XR	XP	XE
1 Undersize	3.712	3.712*	3.712*	3.712*
Standard	3.744	3.744*	3.744*	3.744*
1 Oversize	3.750		3.750*	3.750*
2 Oversize	3.770		3.770*	3.770*
Nominal Fit at 75°F				
1 Undersize	0.027	0.027*	0.027*	0.027*
Standard	-0.005	-0.005*	-0.005*	-0.005*
1 Oversize	-0.011		-0.011*	-0.011*
2 Oversize	-0.031		-0.031*	-0.031*

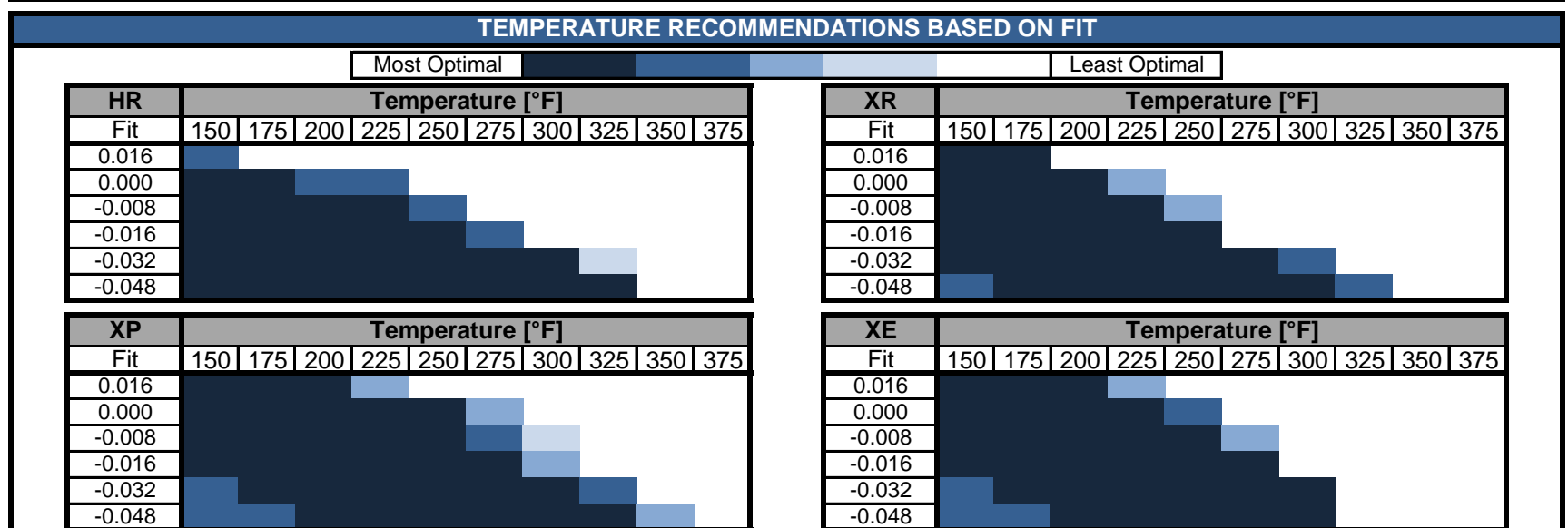
*Pending production measurements

ROTOR SPECIFICATIONS		STATOR SPECIFICATIONS	
Overall Length** (in)	194.0	Overall Length (in)	200.0
Contour Length** (in)	188.0	Cutback #1** (in)	7.3
Eccentricity (in)	0.288	Cutback #2** (in)	7.3
Major Diameter (in)	4.316	Tube O.D. (in)	6.75
Weight (lb)	521	Tube I.D. (in)	5.50
Head Diameter*** (in)	4.00	Weight (lb)	755
Material**	17-4SS		
Thread Form***	2 7/8 API REG		

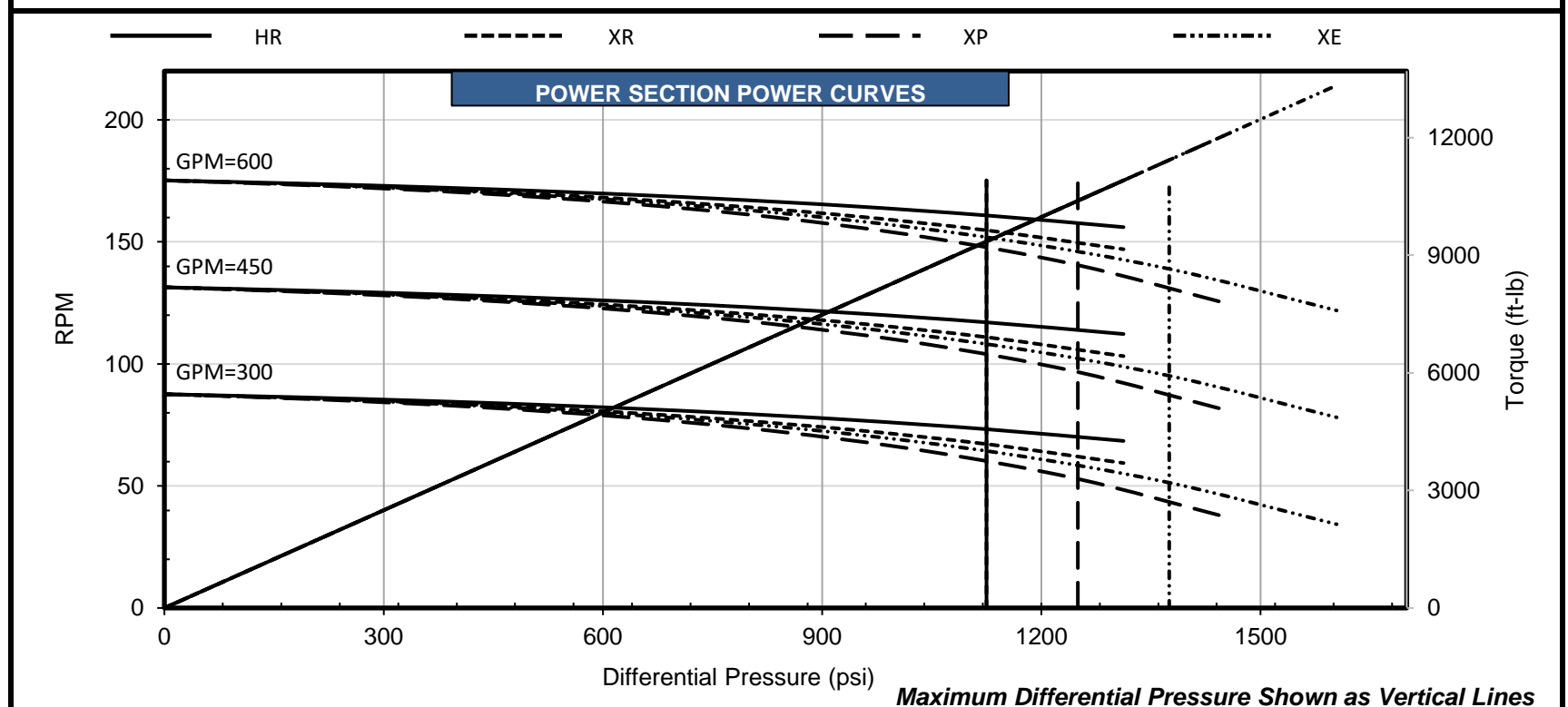
**Representative options given. Verify specific requirements before placing order.

***Customer specified

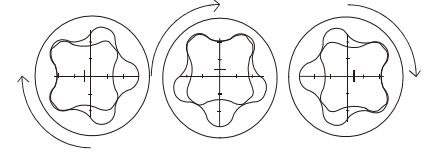
PERFORMANCE SPECIFICATIONS						
		HR	XR	XP	XE	
Torque Slope	8.313 ft-lb/psi					
Flow Range	300 to 600 GPM					
RPG	0.292 rev/gal					
Speed Range	88 to 175 RPM					
Off Bottom Press.	137 psi					
		Max. Diff. Press. (psi)	1130	1130	1250	1380
		Max. Torque (ft-lb)	9350	9350	10390	11430
		Stall Diff. Press. (psi)	1690	1690	1880	2060
		Stall Torque (ft-lb)	14030	14030	15590	17140
		Max. Recommended (HP)	286	276	278	302
		PSI Per Stage	225	225	250	275
		PSI Per Cavity	39	39	43	47
		Temperature Slope (in/°F)	0.000344	0.000324	0.000344	0.000351



Fit / temperature guidance assumes run conditions and mud compatibility effects from global data analysis at max flow and recommended differential pressure for maximum life.



Performance characteristics are estimates based on nominal conditions and are for reference only. Actual performance may be affected by rotor/stator fit, temperature, and other operating conditions. The torque may exceed the capacity of connected components and threads. Operating above the recommended limits of either the power section or connected components may reduce product life and result in damage to the power section and connected components. Data is subject to change without notice.



POWER SECTION

FIT INFORMATION - MINOR DIAMETER (mm)				
Stator Size	DynaPower			
	HR	XR	XP	XE
1 Undersize	94.28	94.28*	94.28*	94.28*
Standard	95.10	95.10*	95.10*	95.10*
1 Oversize	95.25		95.25*	95.25*
2 Oversize	95.76		95.76*	95.76*
Nominal Fit at 75°F				
1 Undersize	0.69	0.69*	0.69*	0.69*
Standard	-0.13	-0.13*	-0.13*	-0.13*
1 Oversize	-0.28		-0.28*	-0.28*
2 Oversize	-0.79		-0.79*	-0.79*

*Pending production measurements


ROTOR SPECIFICATIONS		STATOR SPECIFICATIONS	
Overall Length** (mm)	4927.6	Overall Length (mm)	5080.0
Contour Length** (mm)	4775.2	Cutback #1** (mm)	185.4
Eccentricity (mm)	7.32	Cutback #2** (mm)	185.4
Major Diameter (mm)	109.63	Tube O.D. (mm)	171.5
Weight (kg)	236	Tube I.D. (mm)	139.7
Head Diameter*** (mm)	101.60	Weight (kg)	342
Material**	17-4SS		
Thread Form***	2 7/8 API REG		

**Representative options given. Verify specific requirements before placing order.

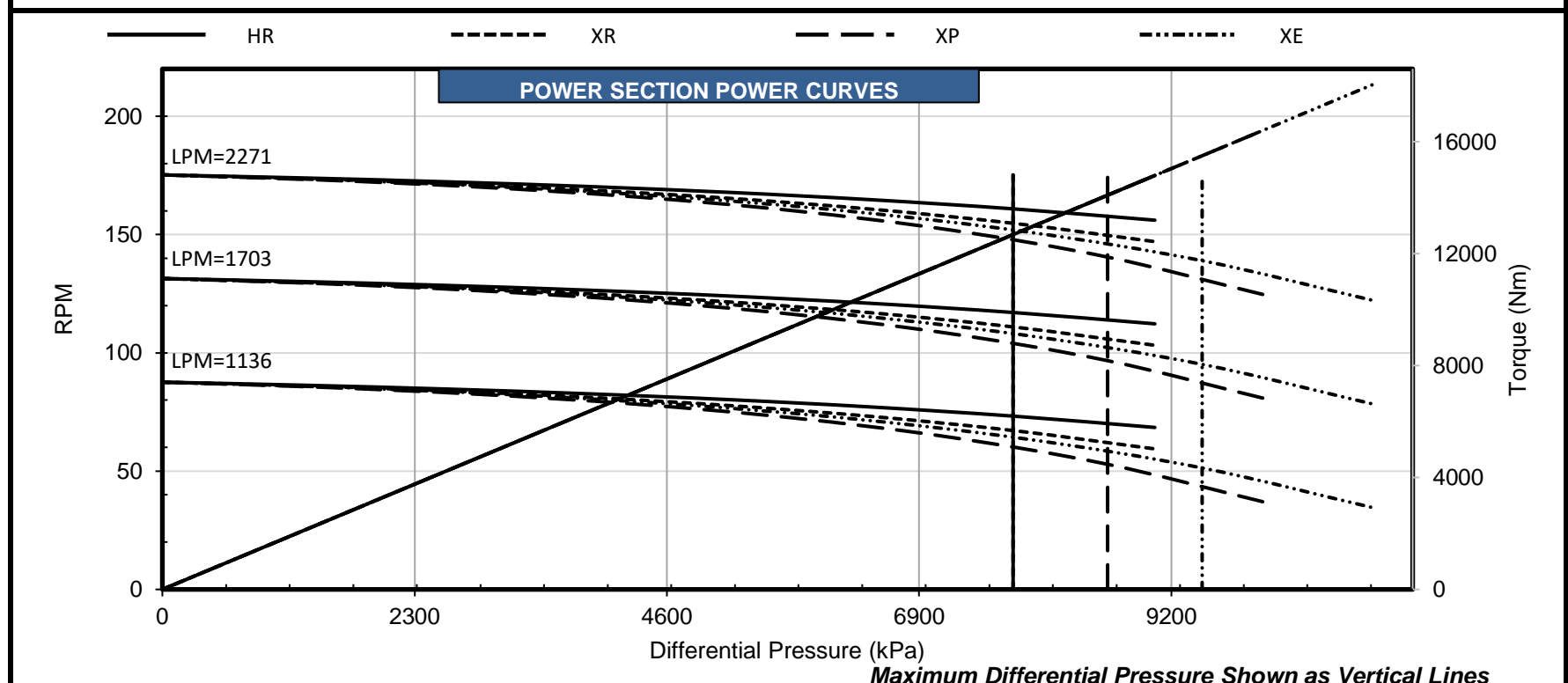
***Customer specified

PERFORMANCE SPECIFICATIONS						
		HR	XR	XP	XE	
Torque Slope	1.635 Nm/kPa					
Flow Range	1136 to 2271 Litre/min					
RPG	0.077 rev/litre					
Speed Range	88 to 175 RPM					
Off Bottom Press.	945 kPa					
		Max. Diff. Press. (kPa)	7791	7791	8618	9515
		Max. Torque (Nm)	12677	12677	14087	15497
		Stall Diff. Press. (kPa)	11652	11652	12962	14203
		Stall Torque (Nm)	19022	19022	21137	23239
		Max. Recommended (kW)	214	206	207	226
		kPa Per Stage	1551	1551	1724	1896
		kPa Per Cavity	269	269	296	324
		Temperature Slope (mm/°C)	0.0157	0.0148	0.0157	0.0160

TEMPERATURE RECOMMENDATIONS BASED ON FIT



Fit / temperature guidance assumes run conditions and mud compatibility effects from global data analysis at max flow and [recommended differential pressure](#) for maximum life.



Performance characteristics are estimates based on nominal conditions and are for reference only. Actual performance may be affected by rotor/stator fit, temperature, and other operating conditions. The torque may exceed the capacity of connected components and threads. Operating above the recommended limits of either the power section or connected components may reduce product life and result in damage to the power section and connected components. Data is subject to change without notice.