

POWER SECTION

FIT INFORMATION - MINOR DIAMETER (in)				
Stator Size	DynaPower			
	HR	XR	XP	XE
0.5 Undersize	3.986		3.986*	3.986*
Standard	3.995	3.995*	3.990	3.995*
0.5 Oversize	4.005		4.005*	4.005*
1 Oversize	4.008		4.008*	4.008*
2 Oversize	4.020	4.020*	4.020*	4.020*
Nominal Fit at 75°F				
0.5 Undersize	0.022		0.022*	0.022*
Standard	0.013	0.013*	0.018	0.013*
0.5 Oversize	0.003		0.003*	0.003*
1 Oversize	0.000		0.000*	0.000*
2 Oversize	-0.012	-0.012*	-0.012*	-0.012*

ROTOR SPECIFICATIONS		STATOR SPECIFICATIONS	
Overall Length** (in)	238.7	Overall Length (in)	245.3
Contour Length** (in)	232.0	Cutback #1** (in)	7.3
Eccentricity (in)	0.256	Cutback #2** (in)	7.3
Major Diameter (in)	4.520	Tube O.D. (in)	6.50
Weight (lb)	686	Tube I.D. (in)	5.50
Head Diameter*** (in)	4.00	Weight (lb)	731
Material**	17-4SS		
Thread	2 7/8 API REG		
Form***			

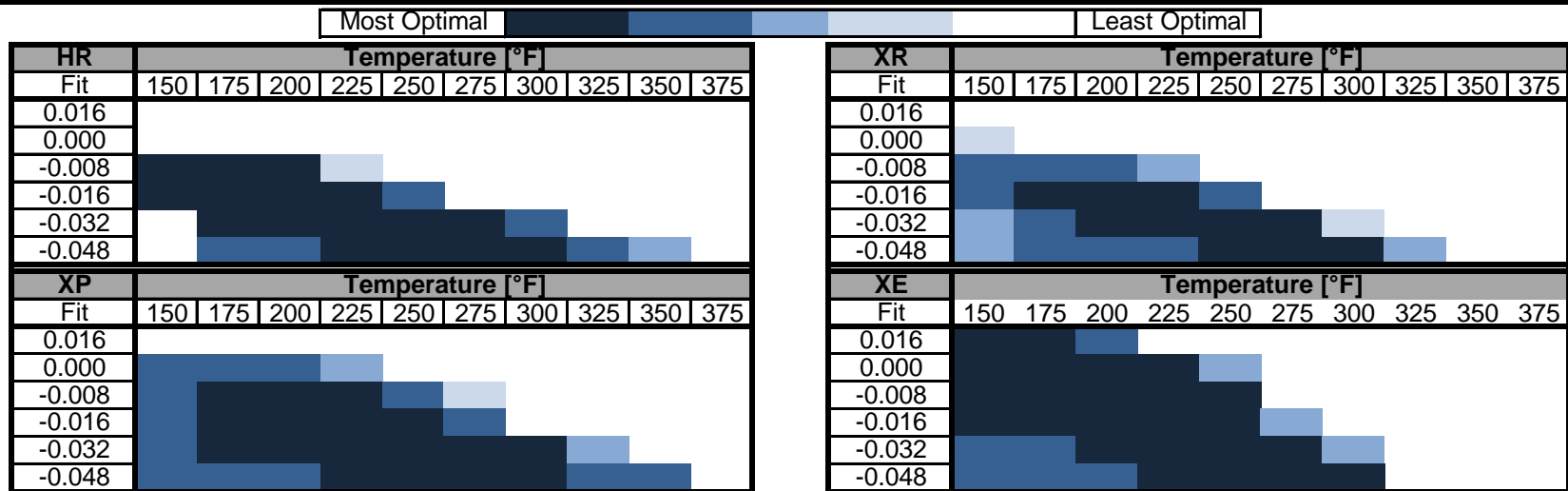
*Pending production measurements

**Representative options given. Verify specific requirements before placing order.

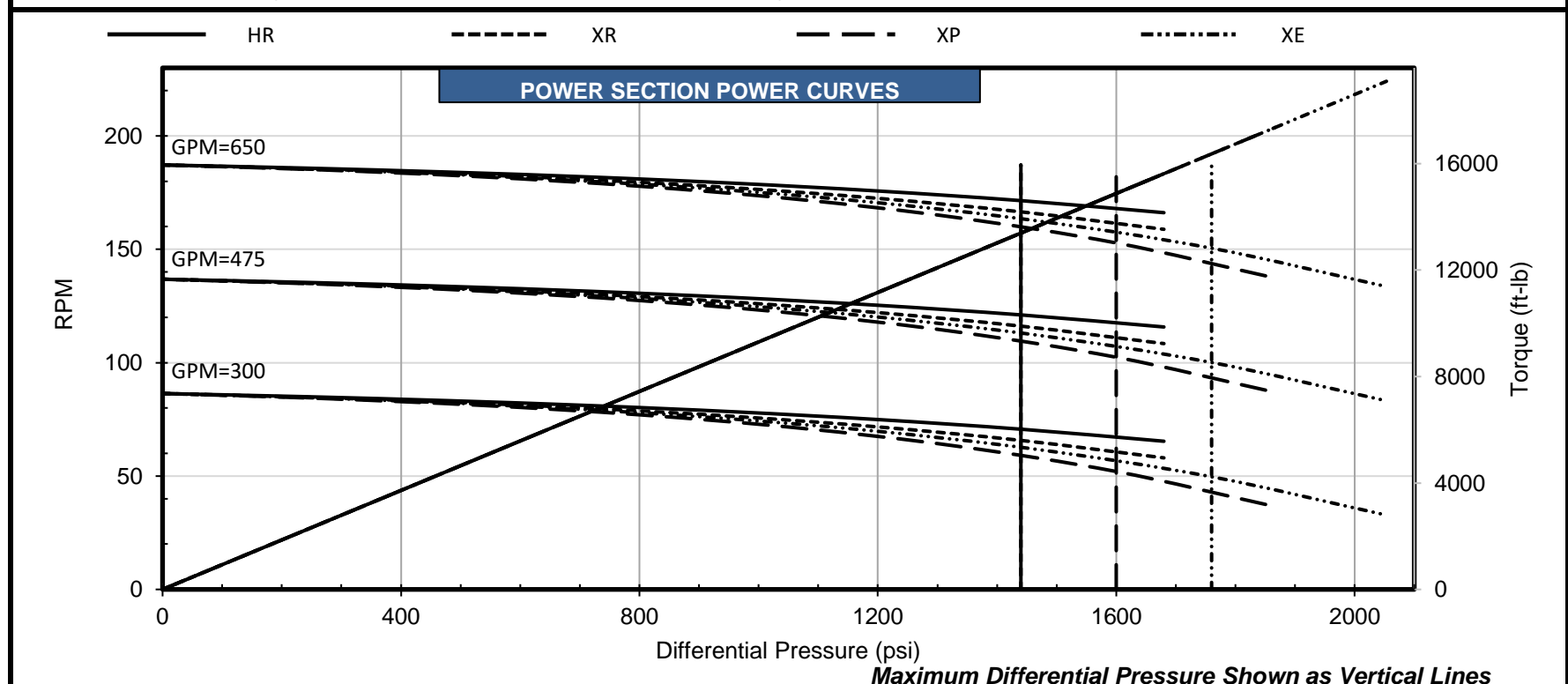
***Customer specified

PERFORMANCE SPECIFICATIONS						
		HR	XR	XP	XE	
Torque Slope	9.300 ft-lb/psi					
Flow Range	300 to 650 GPM					
RPG	0.288 rev/gal					
Speed Range	86 to 187 RPM					
Off Bottom Press.	148 psi					
		Max. Diff. Press. (psi)	1440	1440	1600	1760
		Max. Torque (ft-lb)	13390	13390	14880	16370
		Stall Diff. Press. (psi)	2160	2160	2400	2640
		Stall Torque (ft-lb)	20090	20090	22320	24550
		Max. Recommended (HP)	437	425	433	469
		PSI Per Stage	225	225	250	275
		PSI Per Cavity	33	33	36	40
		Temperature Slope (in/°F)	0.000267	0.000252	0.000267	0.000275

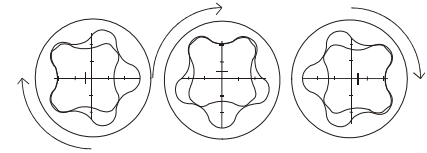
TEMPERATURE RECOMMENDATIONS BASED ON FIT



Fit / temperature guidance assumes run conditions and mud compatibility effects from global data analysis at max flow and recommended differential pressure for maximum life.



Performance characteristics are estimates based on nominal conditions and are for reference only. Actual performance may be affected by rotor/stator fit, temperature, and other operating conditions. The torque may exceed the capacity of connected components and threads. Operating above the recommended limits of either the power section or connected components may reduce product life and result in damage to the power section and connected components. Data is subject to change without notice.



POWER SECTION

FIT INFORMATION - MINOR DIAMETER (mm)				
Stator Size	DynaPower			
	HR	XR	XP	XE
0.5 Undersize	101.24		101.24*	101.24*
Standard	101.47	101.47*	101.35	101.47*
0.5 Oversize	101.73		101.73*	101.73*
1 Oversize	101.80		101.80*	101.80*
2 Oversize	102.11	102.11*	102.11*	102.11*
Nominal Fit at 75°F				
0.5 Undersize	0.56		0.56*	0.56*
Standard	0.33	0.33*	0.46	0.33*
0.5 Oversize	0.08		0.08*	0.08*
1 Oversize	0.00		0.00*	0.00*
2 Oversize	-0.30	-0.30*	-0.30*	-0.30*

ROTOR SPECIFICATIONS		STATOR SPECIFICATIONS	
Overall Length** (mm)	6063.0	Overall Length (mm)	6230.6
Contour Length** (mm)	5892.8	Cutback #1** (mm)	185.4
Eccentricity (mm)	6.50	Cutback #2** (mm)	185.4
Major Diameter (mm)	114.81	Tube O.D. (mm)	165.1
Weight (kg)	311	Tube I.D. (mm)	139.7
Head Diameter*** (mm)	101.60	Weight (kg)	332
Material**	17-4SS		
Thread Form***	2 7/8 API REG		


*Pending production measurements

**Representative options given. Verify specific requirements before placing order.

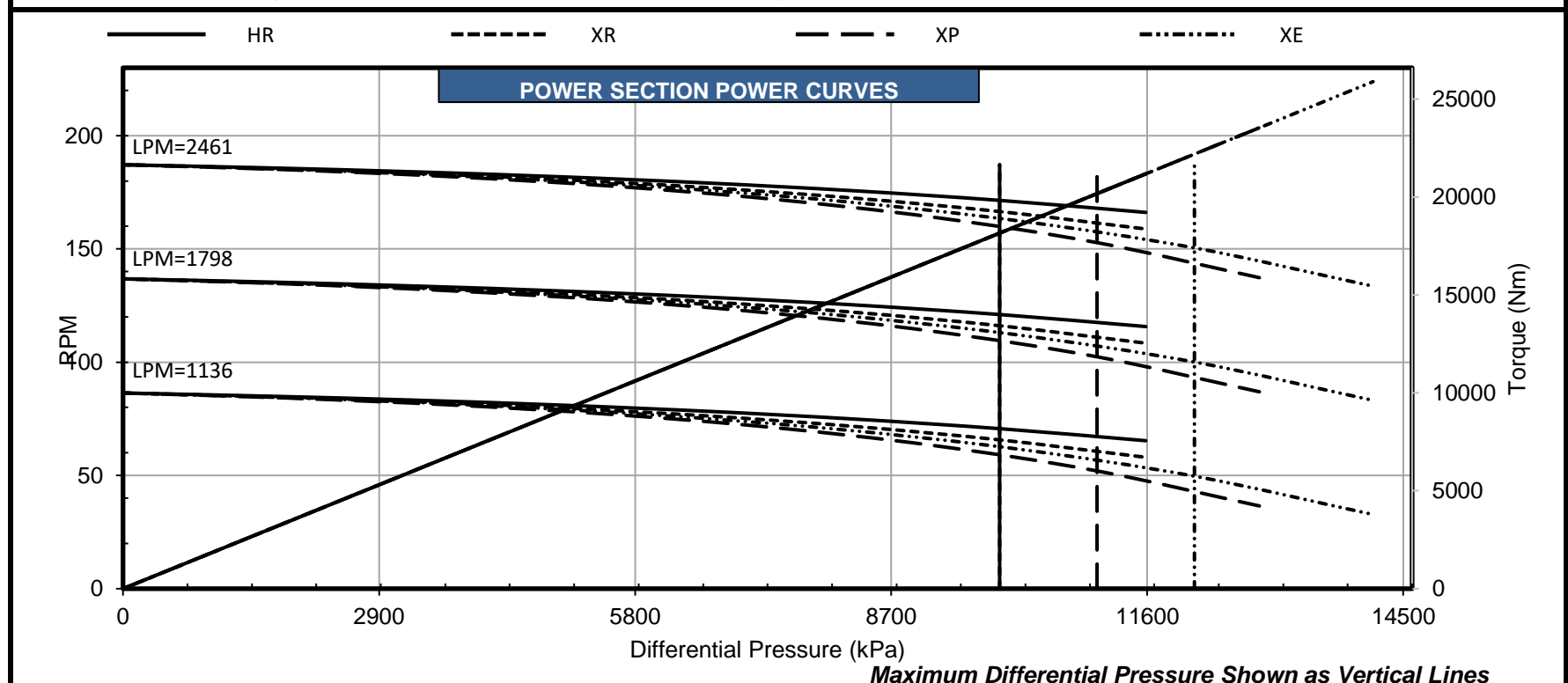
***Customer specified

PERFORMANCE SPECIFICATIONS						
		HR	XR	XP	XE	
Torque Slope	1.829 Nm/kPa	9928	9928	11032	12135	Max. Diff. Press. (kPa)
Flow Range	1136 to 2461 Litre/min	18154	18154	20175	22195	Max. Torque (Nm)
RPG	0.076 rev/litre	14893	14893	16547	18202	Stall Diff. Press. (kPa)
Speed Range	86 to 187 RPM	27238	27238	30262	33285	Stall Torque (Nm)
Off Bottom Press.	1020 kPa	326	317	323	350	Max. Recommended (kW)
		1551	1551	1724	1896	kPa Per Stage
		228	228	248	276	kPa Per Cavity
		0.0122	0.0115	0.0122	0.0126	Temperature Slope (mm/°C)

TEMPERATURE RECOMMENDATIONS BASED ON FIT



Fit / temperature guidance assumes run conditions and mud compatibility effects from global data analysis at max flow and recommended differential pressure for maximum life.



Performance characteristics are estimates based on nominal conditions and are for reference only. Actual performance may be affected by rotor/stator fit, temperature, and other operating conditions. The torque may exceed the capacity of connected components and threads. Operating above the recommended limits of either the power section or connected components may reduce product life and result in damage to the power section and connected components. Data is subject to change without notice.