

POWER SECTION

FIT INFORMATION - MINOR DIAMETER (in)				
Stator Size	DynaPower			
	HR	XR	XP	XE
1 Undersize	4.479*		4.479*	4.479*
0.5 Undersize	4.484	4.492*	4.485	4.487
Standard	4.489	4.498	4.490	4.489*
0.5 Oversize	4.498	4.507*	4.498	4.498*
1 Oversize	4.509*		4.509*	4.509*
Nominal Fit at 75°F				
1 Undersize	0.010*		0.010*	0.010*
0.5 Undersize	0.005	-0.003*	0.004	0.002
Standard	0.000	-0.009	-0.001	0.000*
0.5 Oversize	-0.009	-0.018*	-0.009	-0.009*
1 Oversize	-0.020*		-0.020*	-0.020*

ROTOR SPECIFICATIONS		STATOR SPECIFICATIONS	
Overall Length** (in)	294.0	Overall Length (in)	300.0
Contour Length** (in)	288.0	Cutback #1** (in)	7.0
Eccentricity (in)	0.268	Cutback #2** (in)	7.0
Major Diameter (in)	5.024	Tube O.D. (in)	7.00
Weight (lb)	1288	Tube I.D. (in)	5.75
Head Diameter*** (in)	5.00	Weight (lb)	979
Material**	145 KSI 17-4SS		
Thread	API NC35		
Form***			


*Pending production measurements

**Representative options given. Verify specific requirements before placing order.

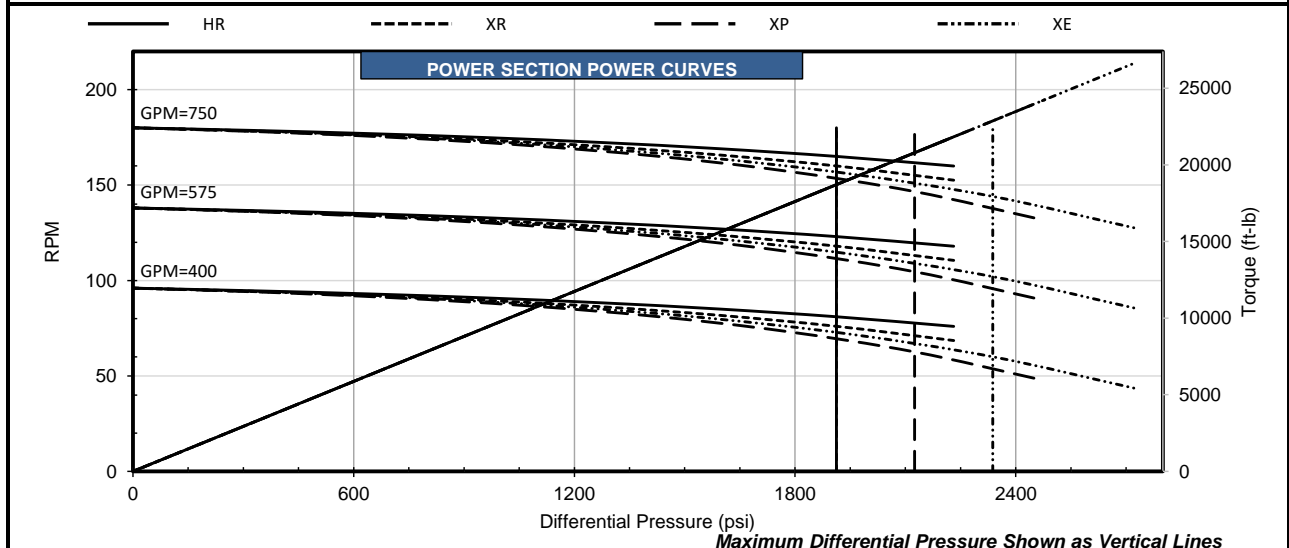
***Customer specified

PERFORMANCE SPECIFICATIONS						
		HR	XR	XP	XE	
Torque Slope	9.783 ft-lb/psi					
Flow Range	400 to 750 GPM					
RPG	0.240 rev/gal					
Speed Range	96 to 180 RPM					
Off Bottom Press.	164 psi					
		Max. Diff. Press. (psi)	1910	1910	2130	2340
		Max. Torque (ft-lb)	18710	18710	20790	22870
		Stall Diff. Press. (psi)	2870	2870	3190	3510
		Stall Torque (ft-lb)	28060	28060	31180	34300
		Max. Recommended (HP)	588	570	580	627
		PSI Per Stage	225	225	250	275
		PSI Per Cavity	31	31	35	38
		Temperature Slope (in/°F)	0.000262	0.000245	0.000262	0.000274

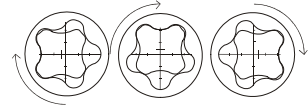
TEMPERATURE RECOMMENDATIONS BASED ON FIT



Fit / temperature guidance assumes run conditions and mud compatibility effects from global data analysis at max flow and recommended differential pressure for maximum life.



Performance characteristics are estimates based on nominal conditions and are for reference only. Actual performance may be affected by rotor/stator fit, temperature, and other operating conditions. The torque may exceed the capacity of connected components and threads. Operating above the recommended limits of either the power section or connected components may reduce product life and result in damage to the power section and connected components. Data is subject to change without notice.



POWER SECTION

FIT INFORMATION - MINOR DIAMETER (mm)				
Stator Size	DynaPower			
	HR	XR	XP	XE
1 Undersize	113.77*		113.77*	113.77*
0.5 Undersize	113.89	114.10*	113.92	113.97
Standard	114.02	114.25	114.05	114.02*
0.5 Oversize	114.25	114.48*	114.25	114.25*
1 Oversize	114.53*		114.53*	114.53*
Nominal Fit at 75°F				
1 Undersize	0.25*		0.25*	0.25*
0.5 Undersize	0.13	-0.08*	0.10	0.05
Standard	0.00	-0.23	-0.03	0.00*
0.5 Oversize	-0.23	-0.46*	-0.23	-0.23*
1 Oversize	-0.51*		-0.51*	-0.51*

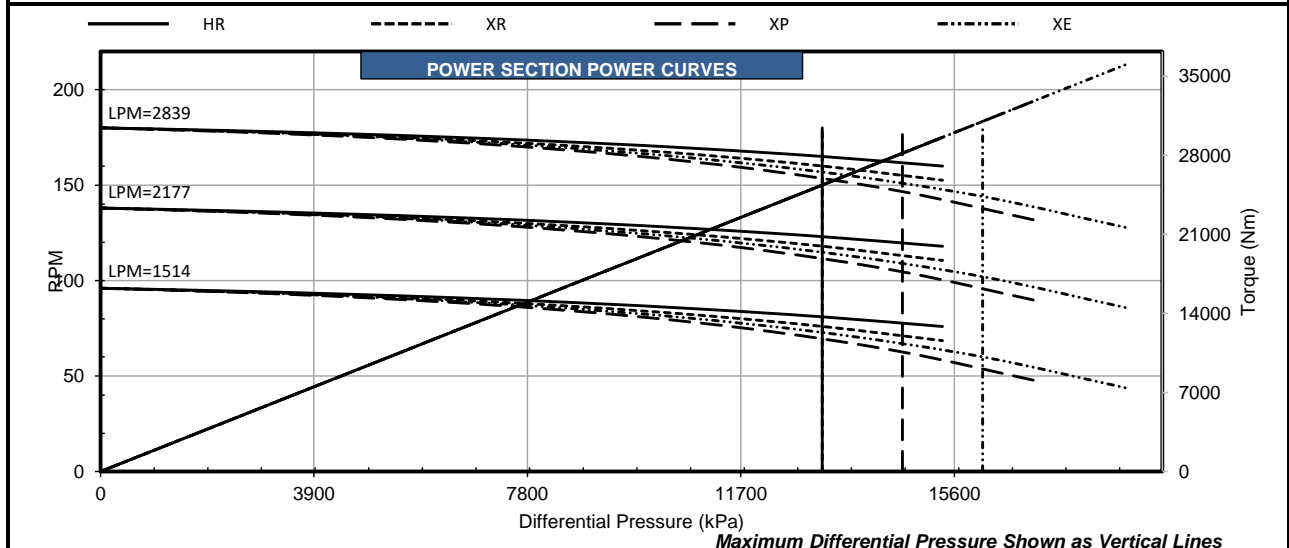
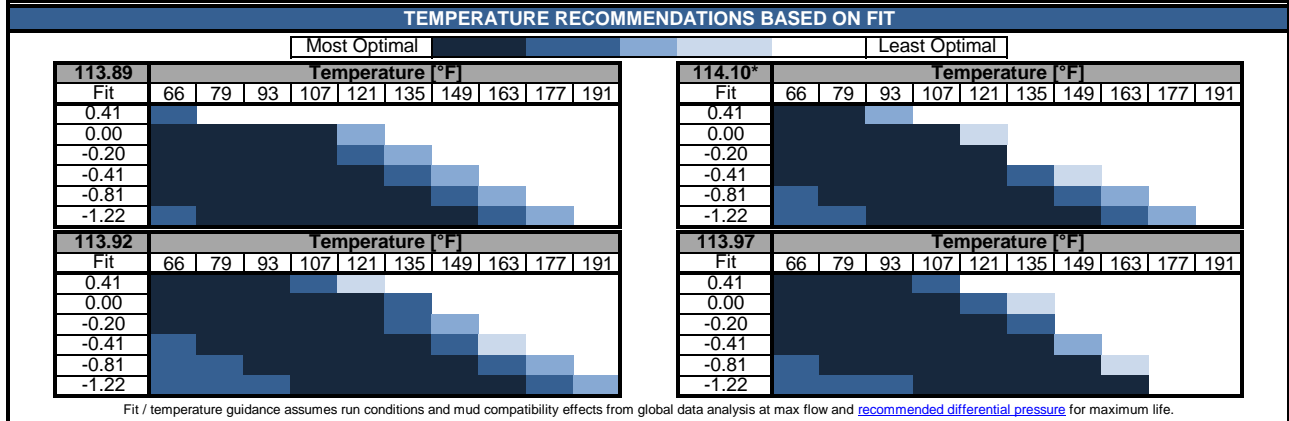
ROTOR SPECIFICATIONS		STATOR SPECIFICATIONS	
Overall Length** (mm)	7467.6	Overall Length (mm)	7620.0
Contour Length** (mm)	7315.2	Cutback #1** (mm)	177.8
Eccentricity (mm)	6.79	Cutback #2** (mm)	177.8
Major Diameter (mm)	127.61	Tube O.D. (mm)	177.8
Weight (kg)	584	Tube I.D. (mm)	146.1
Head Diameter*** (mm)	127.00	Weight (kg)	444
Material**	145 KSI 17-4SS		
Thread			
Form***	API NC35		

*Pending production measurements

**Representative options given. Verify specific requirements before placing order.

***Customer specified

PERFORMANCE SPECIFICATIONS						
		HR	XR	XP	XE	
Torque Slope	1.924 Nm/kPa					
Flow Range	1514 to 2839 Litre/min					
RPG	0.063 rev/litre					
Speed Range	96 to 180 RPM					
Off Bottom Press.	1131 kPa					
		Max. Diff. Press. (kPa)	13169	13169	14686	16134
		Max. Torque (Nm)	25367	25367	28187	31008
		Stall Diff. Press. (kPa)	19788	19788	21994	24201
		Stall Torque (Nm)	38044	38044	42274	46505
		Max. Recommended (kW)	439	425	433	468
		kPa Per Stage	1551	1551	1724	1896
		kPa Per Cavity	214	214	241	262
		Temperature Slope (mm/°C)	0.0120	0.0112	0.0120	0.0125



Performance characteristics are estimates based on nominal conditions and are for reference only. Actual performance may be affected by rotor/stator fit, temperature, and other operating conditions. The torque may exceed the capacity of connected components and threads. Operating above the recommended limits of either the power section or connected components may reduce product life and result in damage to the power section and connected components. Data is subject to change without notice.