

POWER SECTION

FIT INFORMATION - MINOR DIAMETER (in)				
Stator Size	DynaPower			
	HR	XR	XP	XE
Standard	2.619	2.626	2.620	2.619*
1 Oversize	2.635	2.641	2.635*	2.635*
2 Oversize	2.651	2.657	2.651*	2.651*
3 Oversize	2.655		2.655*	2.655*
Nominal Fit at 75°F				
Standard	0.016	0.009	0.015	0.016*
1 Oversize	0.000	-0.006	0.000*	0.000*
2 Oversize	-0.016	-0.022	-0.016*	-0.016*
3 Oversize	-0.020		-0.020*	-0.020*

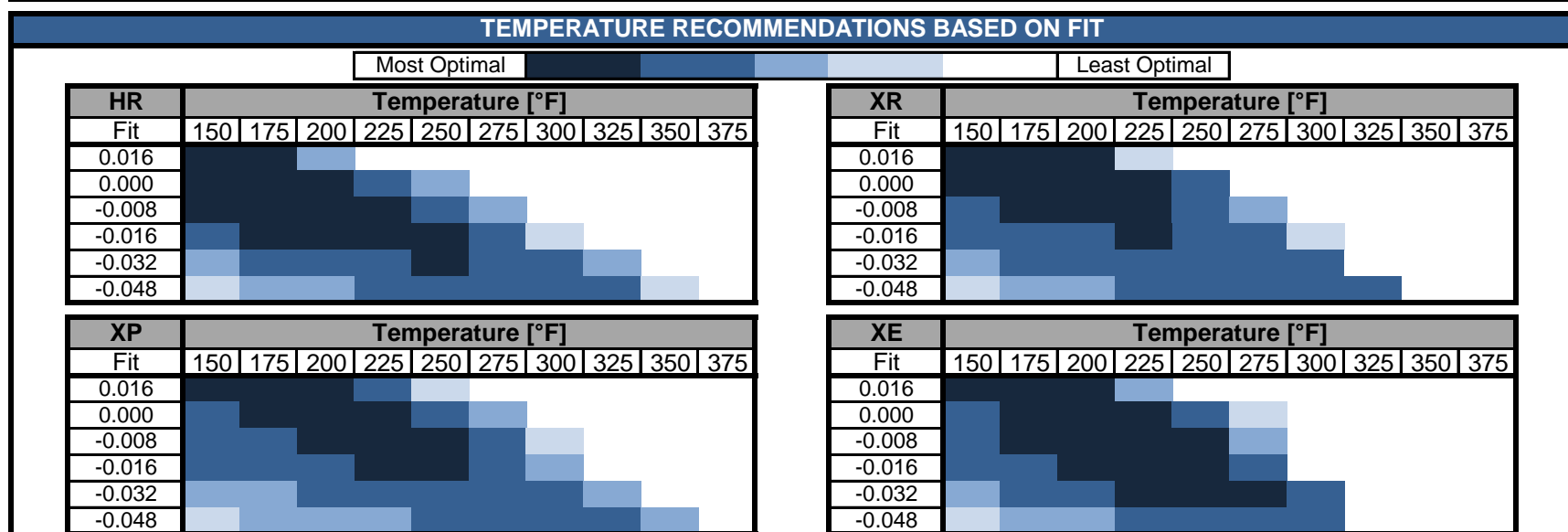
*Pending production measurements

ROTOR SPECIFICATIONS		STATOR SPECIFICATIONS	
Overall Length** (in)	233.5	Overall Length (in)	246.0
Contour Length** (in)	226.8	Cutback #1** (in)	7.5
Eccentricity (in)	0.192	Cutback #2** (in)	7.5
Major Diameter (in)	3.018	Tube O.D. (in)	5.00
Weight (lb)	357	Tube I.D. (in)	4.00
Head Diameter*** (in)	2.75	Weight (lb)	542
Material**	17-4SS		
Thread Form***	2 3/8 HEF Mod Flat		

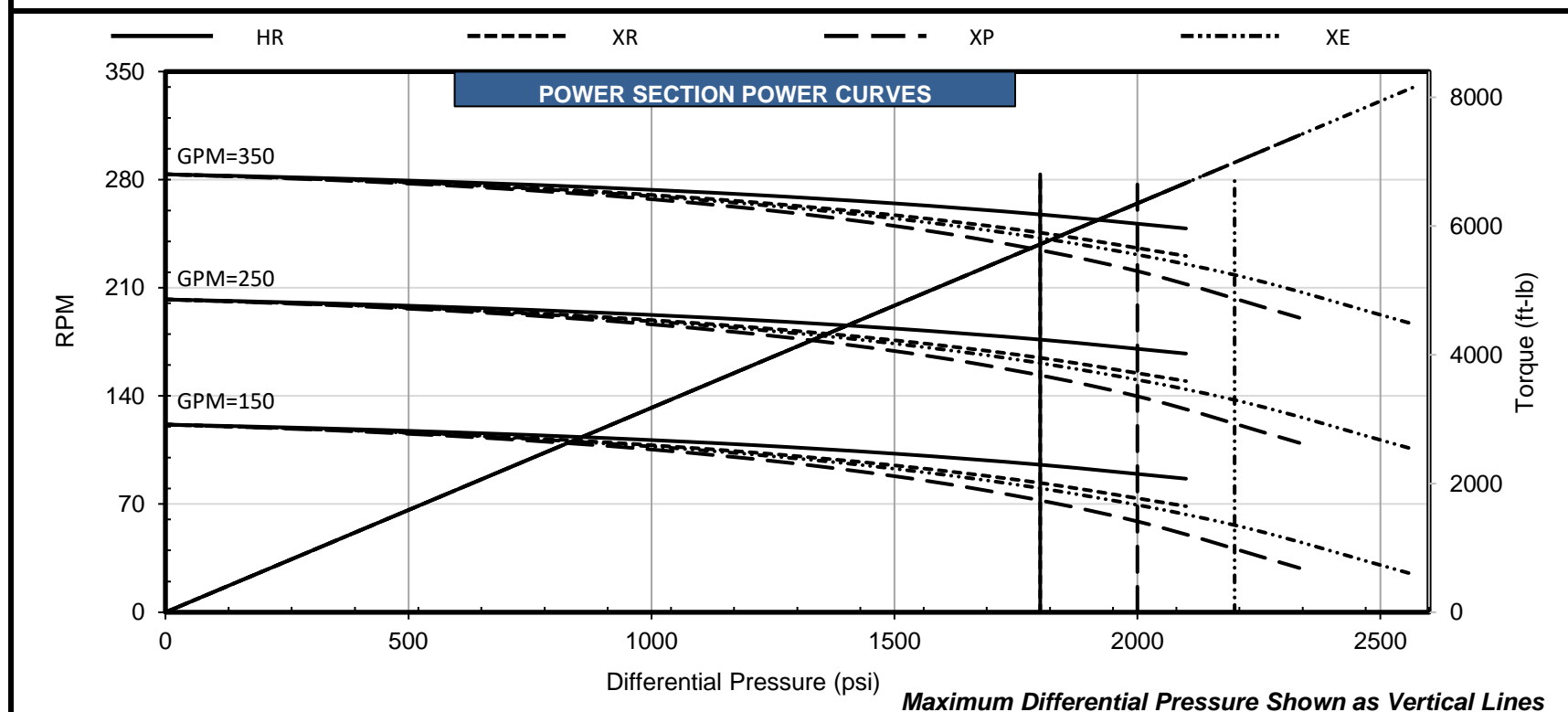
**Representative options given. Verify specific requirements before placing order.

***Customer specified

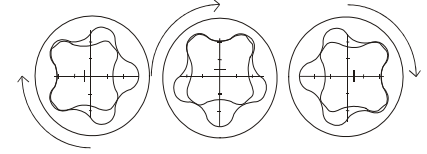
PERFORMANCE SPECIFICATIONS						
		HR	XR	XP	XE	
Torque Slope	3.176 ft-lb/psi					
Flow Range	150 to 350 GPM					
RPG	0.810 rev/gal					
Speed Range	122 to 284 RPM					
Off Bottom Press.	133 psi					
		Max. Diff. Press. (psi)	1800	1800	2000	2200
		Max. Torque (ft-lb)	5720	5720	6350	6990
		Stall Diff. Press. (psi)	2700	2700	3000	3300
		Stall Torque (ft-lb)	8580	8580	9530	10480
		Max. Recommended (HP)	280	267	267	291
		PSI Per Stage	225	225	250	275
		PSI Per Cavity	36	36	40	44
		Temperature Slope (in/°F)	0.000280	0.000265	0.000280	0.000291



Fit / temperature guidance assumes run conditions and mud compatibility effects from global data analysis at max flow and recommended differential pressure for maximum life.



Performance characteristics are estimates based on nominal conditions and are for reference only. Actual performance may be affected by rotor/stator fit, temperature, and other operating conditions. The torque may exceed the capacity of connected components and threads. Operating above the recommended limits of either the power section or connected components may reduce product life and result in damage to the power section and connected components. Data is subject to change without notice.



POWER SECTION

FIT INFORMATION - MINOR DIAMETER (mm)				
Stator Size	DynaPower			
	HR	XR	XP	XE
Standard	66.52	66.70	66.55	66.52*
1 Oversize	66.93	67.08	66.93*	66.93*
2 Oversize	67.34	67.49	67.34*	67.34*
3 Oversize	67.44		67.44*	67.44*
Nominal Fit at 75°F				
Standard	0.41	0.23	0.38	0.41*
1 Oversize	0.00	-0.15	0.00*	0.00*
2 Oversize	-0.41	-0.56	-0.41*	-0.41*
3 Oversize	-0.51		-0.51*	-0.51*

*Pending production measurements

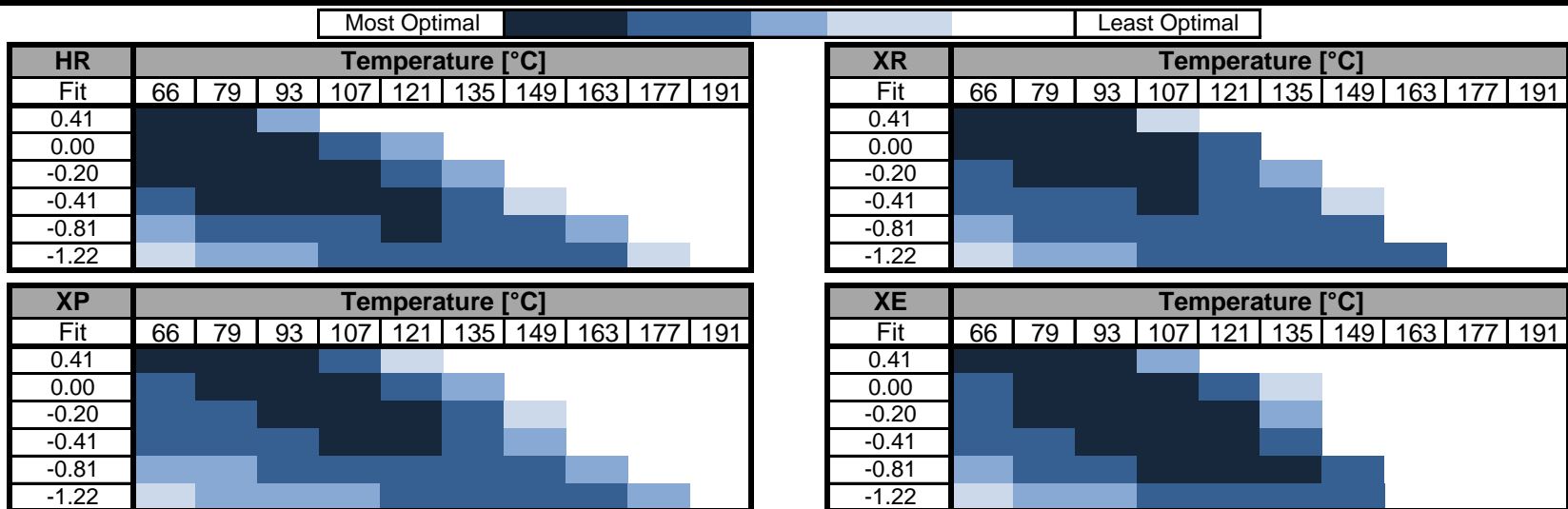
ROTOR SPECIFICATIONS		STATOR SPECIFICATIONS	
Overall Length** (mm)	5930.9	Overall Length (mm)	6248.4
Contour Length** (mm)	5760.7	Cutback #1** (mm)	190.5
Eccentricity (mm)	4.86	Cutback #2** (mm)	190.5
Major Diameter (mm)	76.66	Tube O.D. (mm)	127.0
Weight (kg)	162	Tube I.D. (mm)	101.6
Head Diameter*** (mm)	69.85	Weight (kg)	246
Material**	17-4SS		
Thread Form***	2 3/8 HEF Mod Flat		

**Representative options given. Verify specific requirements before placing order.

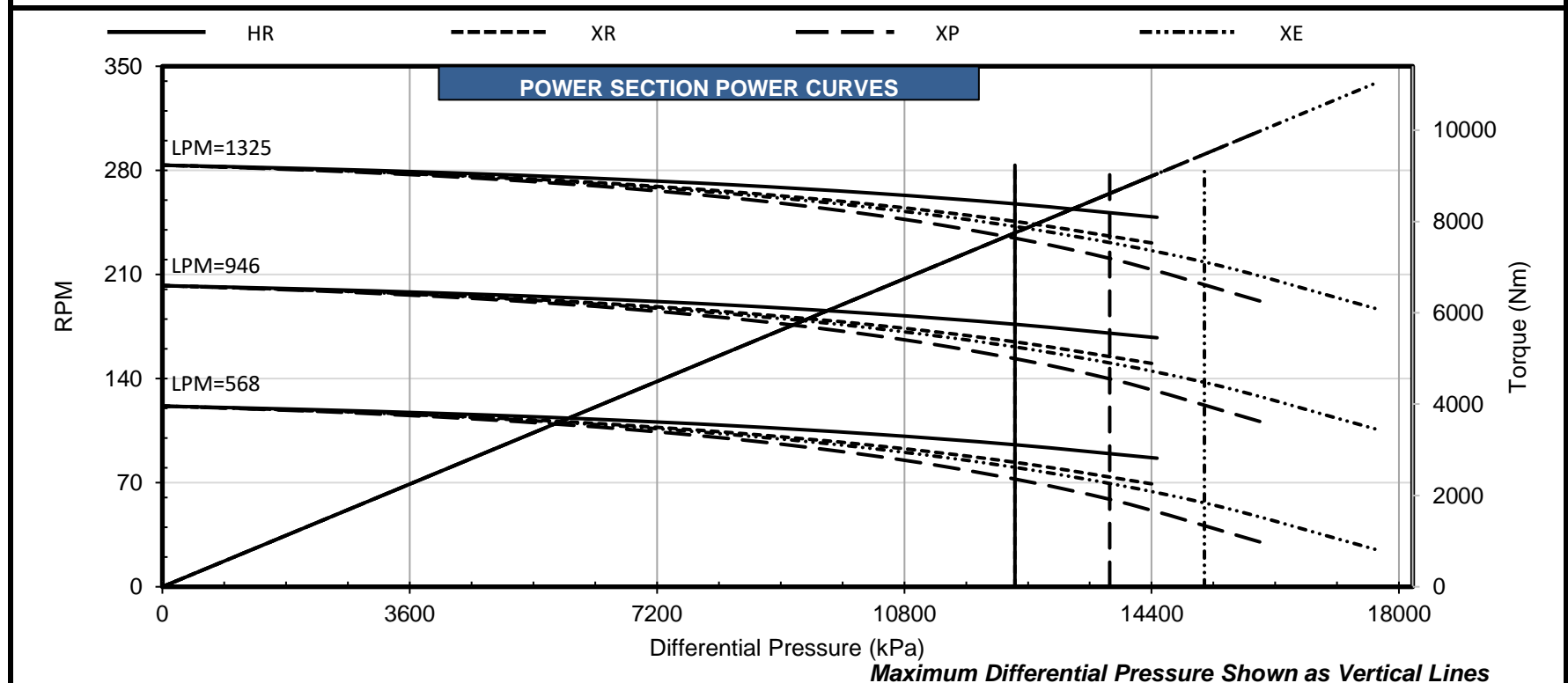
***Customer specified

PERFORMANCE SPECIFICATIONS						
		HR	XR	XP	XE	
Torque Slope	0.625 Nm/kPa	12411	12411	13790	15168	
Flow Range	568 to 1325 Litre/min	7755	7755	8609	9477	
RPG	0.214 rev/litre	18616	18616	20684	22753	
Speed Range	122 to 284 RPM	11633	11633	12921	14209	
Off Bottom Press.	917 kPa	209	200	199	217	
		kPa Per Stage	1551	1551	1724	1896
		kPa Per Cavity	248	248	276	303
		Temperature Slope (mm/°C)	0.0128	0.0121	0.0128	0.0133

TEMPERATURE RECOMMENDATIONS BASED ON FIT



Fit / temperature guidance assumes run conditions and mud compatibility effects from global data analysis at max flow and recommended differential pressure for maximum life.



Performance characteristics are estimates based on nominal conditions and are for reference only. Actual performance may be affected by rotor/stator fit, temperature, and other operating conditions. The torque may exceed the capacity of connected components and threads. Operating above the recommended limits of either the power section or connected components may reduce product life and result in damage to the power section and connected components. Data is subject to change without notice.