

POWER SECTION

FIT INFORMATION - MINOR DIAMETER (in)				
Stator Size	NBR-1A	DynaPower		
		XR	HR	XP
1 Undersize		5.359*	5.359	5.359*
Standard	5.375	5.402*	5.402	5.402*
1 Oversize	5.412			
2 Oversize				
Nominal Fit at 75°F				
1 Undersize		-0.007*	-0.007	-0.007*
Standard	-0.023	-0.050*	-0.050	-0.050*
1 Oversize	-0.060			
2 Oversize				

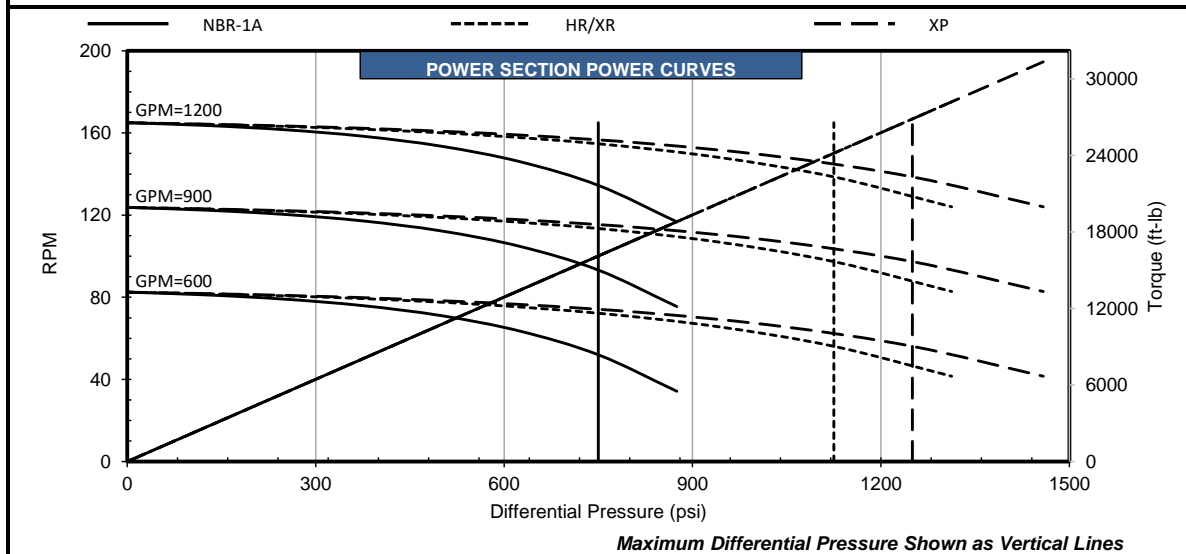
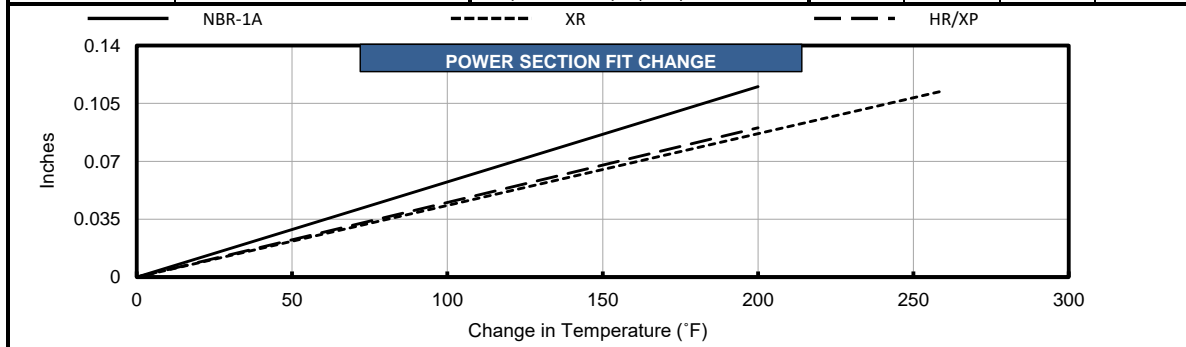
*Pending production measurements

ROTOR SPECIFICATIONS		STATOR SPECIFICATIONS	
Overall Length** (in)	222.0	Overall Length (in)	232.0
Contour Length** (in)	213.0	Cutback #1** (in)	10.0
Eccentricity (in)	0.472	Cutback #2** (in)	10.0
Major Diameter (in)	6.296	Tube O.D. (in)	9.63
Weight (lb)	1185	Tube I.D. (in)	7.88
Head Diameter*** (in)	5.50	Weight (lb)	1742
Material**	17-4SS		
Thread Form***	4 API FH		

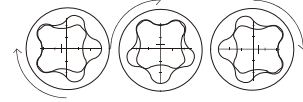
**Representative options given. Verify specific requirements before placing order.

***Customer specified

PERFORMANCE SPECIFICATIONS						
			NBR-1A	XR	HR	XP
Torque Slope	21.487 ft-lb/psi	Max. Diff. Press. (psi)	750	1130	1130	1250
Flow Range	600 to 1200 GPM	Max. Torque (ft-lb)	16120	24170	24170	26860
RPG	0.138 rev/gal	Stall Diff. Press. (psi)	1130	1690	1690	1880
Speed Range	83 to 165 RPM	Stall Torque (ft-lb)	24170	36260	36260	40290
Off Bottom Press.	153 psi	Max. Recommended (HP)	413	638	638	709
		PSI Per Stage	150	225	225	250
		PSI Per Cavity	30	45	45	50
		Temperature Slope (in/°F)	0.000576	0.000434	0.000451	0.000451



Performance characteristics are estimates based on nominal conditions and are for reference only. Actual performance may be affected by rotor/stator fit, temperature, and other operating conditions. The torque may exceed the capacity of connected components and threads. Operating above the recommended limits of either the power section or connected components may reduce product life and result in damage to the power section and connected components. Data is subject to change without notice.



POWER SECTION

FIT INFORMATION - MINOR DIAMETER (mm)				
Stator Size	NBR-1A	DynaPower		
		XR	HR	XP
1 Undersize		136.12*	136.12	136.12*
Standard	136.53	137.21*	137.21	137.21*
1 Oversize	137.46			
2 Oversize				
Nominal Fit at 75°F				
1 Undersize		-0.18*	-0.18	-0.18*
Standard	-0.58	-1.27*	-1.27	-1.27*
1 Oversize	-1.52			
2 Oversize				

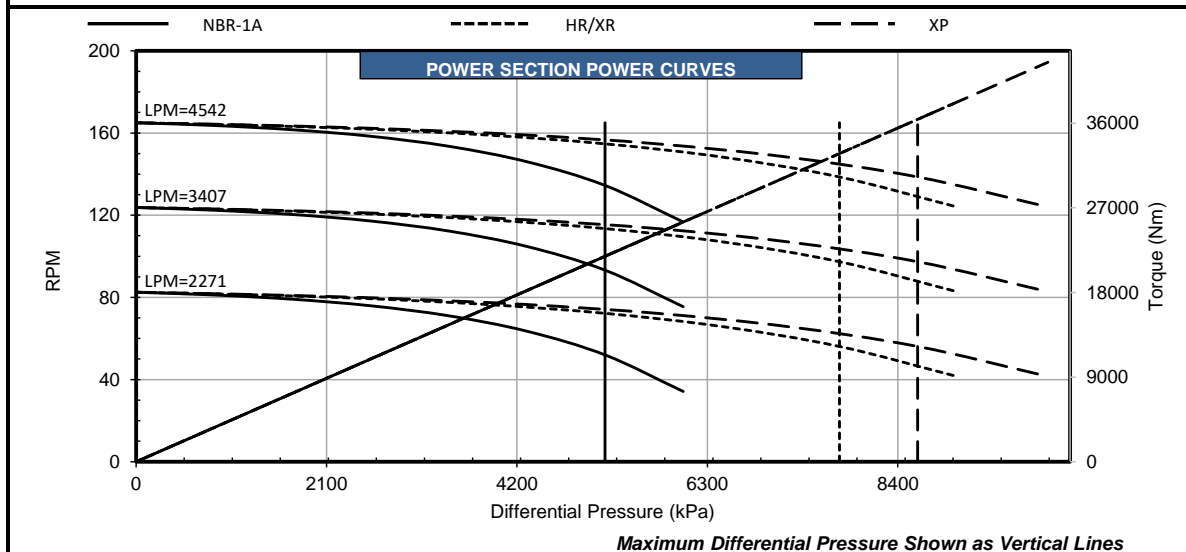
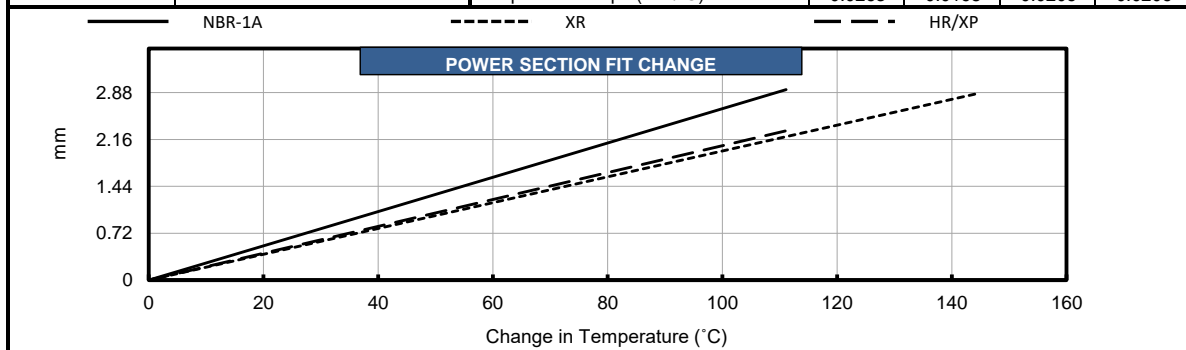
*Pending production measurements

ROTOR SPECIFICATIONS		STATOR SPECIFICATIONS	
Overall Length** (mm)	5638.8	Overall Length (mm)	5892.8
Contour Length** (mm)	5410.2	Cutback #1** (mm)	254.0
Eccentricity (mm)	11.99	Cutback #2** (mm)	254.0
Major Diameter (mm)	159.92	Tube O.D. (mm)	244.6
Weight (kg)	538	Tube I.D. (mm)	200.2
Head Diameter*** (mm)	139.70	Weight (kg)	790
Material**	17-4SS		
Thread Form***	4 API FH		

**Representative options given. Verify specific requirements before placing order.

***Customer specified

PERFORMANCE SPECIFICATIONS							
		NBR-1A	XR	HR	XP		
Torque Slope	4.225 Nm/kPa	5171	7791	7791	8618	Max. Diff. Press. (kPa)	
Flow Range	2271 to 4542 Litre/min	21856	32770	32770	36417	Max. Torque (Nm)	
RPG	0.036 rev/litre	7791	11652	11652	12962	Stall Diff. Press. (kPa)	
Speed Range	83 to 165 RPM	32770	49162	49162	54626	Stall Torque (Nm)	
Off Bottom Press.	1055 kPa	308	476	476	529	Max. Recommended (kW)	
		1034	1551	1551	1724	kPa Per Stage	
		207	310	310	345	kPa Per Cavity	
		0.0263	0.0198	0.0206	0.0206	Temperature Slope (mm/°C)	



Performance characteristics are estimates based on nominal conditions and are for reference only. Actual performance may be affected by rotor/stator fit, temperature, and other operating conditions. The torque may exceed the capacity of connected components and threads. Operating above the recommended limits of either the power section or connected components may reduce product life and result in damage to the power section and connected components. Data is subject to change without notice.