

## POWER SECTION

FIT INFORMATION - MINOR DIAMETER (in)				
Stator Size	NBR-1A	DynaPower		
		XR	HR	XP
1 Undersize		3.712*	3.712	3.712*
Standard	3.737	3.744*	3.744	3.744*
1 Oversize	3.759		3.750	3.750*
2 Oversize			3.770	3.770*
Nominal Fit at 75°F				
1 Undersize		0.027*	0.027	0.027*
Standard	0.002	-0.005*	-0.005	-0.005*
1 Oversize	-0.020		-0.011	-0.011*
2 Oversize			-0.031	-0.031*

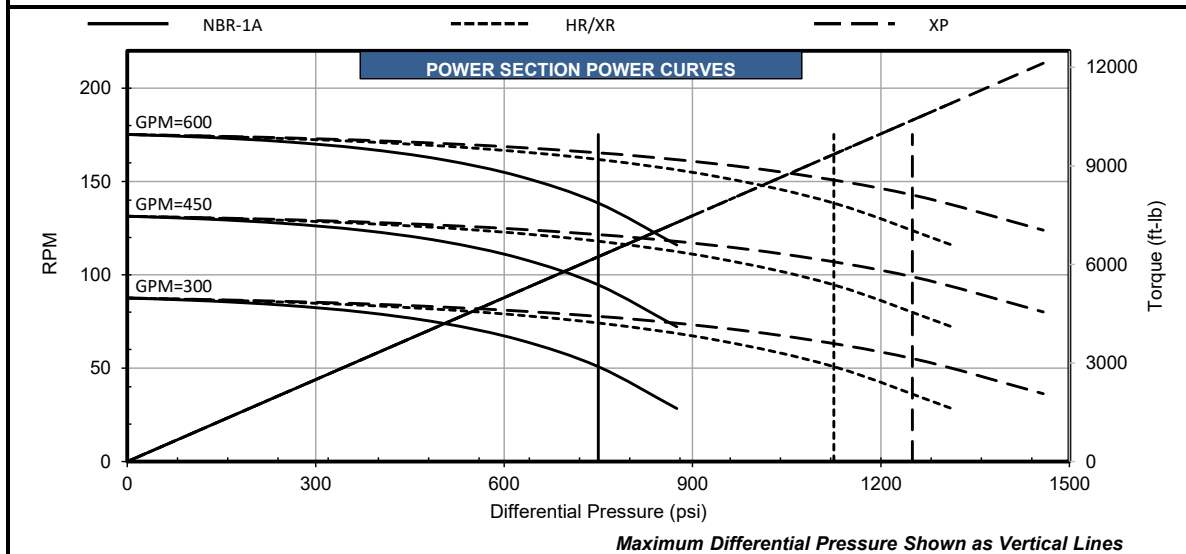
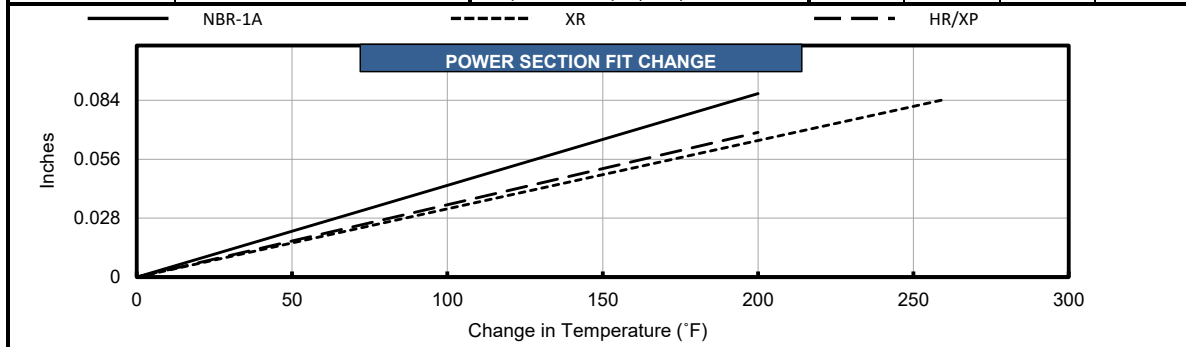
ROTOR SPECIFICATIONS		STATOR SPECIFICATIONS	
Overall Length** (in)	194.0	Overall Length (in)	200.0
Contour Length** (in)	188.0	Cutback #1** (in)	7.3
Eccentricity (in)	0.288	Cutback #2** (in)	7.3
Major Diameter (in)	4.316	Tube O.D. (in)	6.75
Weight (lb)	521	Tube I.D. (in)	5.50
Head Diameter*** (in)	4.00	Weight (lb)	755
Material**	17-4SS		
Thread Form***	2 7/8 API REG		

\*\*Representative options given. Verify specific requirements before placing order.

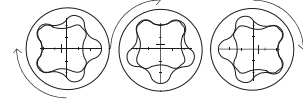
\*\*\*Customer specified

\*Pending production measurements

PERFORMANCE SPECIFICATIONS						
			NBR-1A	XR	HR	XP
Torque Slope	8.313 ft-lb/psi	Max. Diff. Press. (psi)	750	1130	1130	1250
Flow Range	300 to 600 GPM	Max. Torque (ft-lb)	6230	9350	9350	10390
RPG	0.292 rev/gal	Stall Diff. Press. (psi)	1130	1690	1690	1880
Speed Range	88 to 175 RPM	Stall Torque (ft-lb)	9350	14030	14030	15590
Off Bottom Press.	137 psi	Max. Recommended (HP)	164	246	254	283
		PSI Per Stage	150	225	225	250
		PSI Per Cavity	26	39	39	43
		Temperature Slope (in/°F)	0.000436	0.000324	0.000344	0.000344



Performance characteristics are estimates based on nominal conditions and are for reference only. Actual performance may be affected by rotor/stator fit, temperature, and other operating conditions. The torque may exceed the capacity of connected components and threads. Operating above the recommended limits of either the power section or connected components may reduce product life and result in damage to the power section and connected components. Data is subject to change without notice.



## POWER SECTION

FIT INFORMATION - MINOR DIAMETER (mm)				
Stator Size	NBR-1A	DynaPower		
		XR	HR	XP
1 Undersize		94.28*	94.28	94.28*
Standard	94.92	95.10*	95.10	95.10*
1 Oversize	95.48		95.25	95.25*
2 Oversize			95.76	95.76*
Nominal Fit at 75°F				
1 Undersize		0.69*	0.69	0.69*
Standard	0.05	-0.13*	-0.13	-0.13*
1 Oversize	-0.51		-0.28	-0.28*
2 Oversize			-0.79	-0.79*

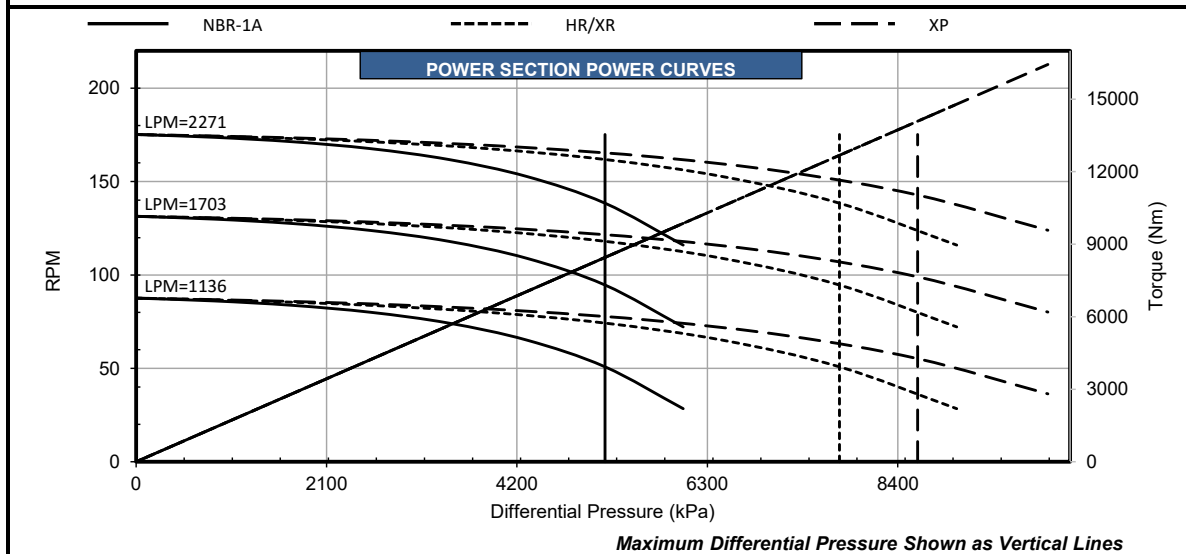
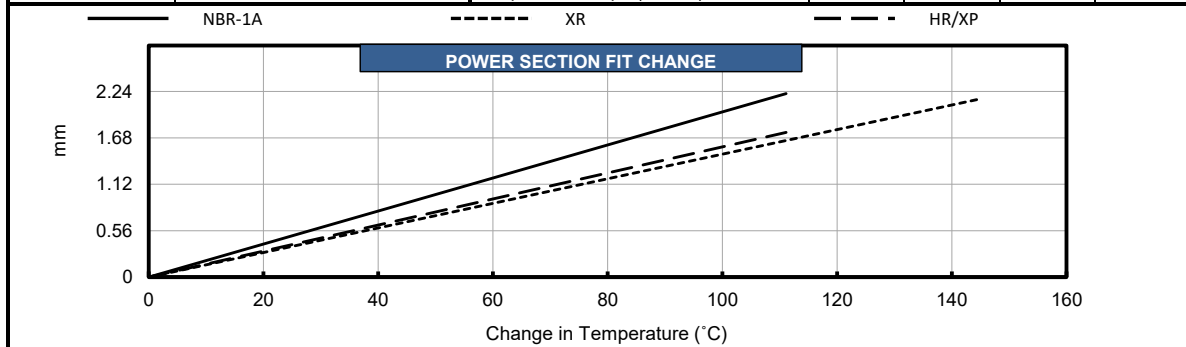
ROTOR SPECIFICATIONS		STATOR SPECIFICATIONS	
Overall Length** (mm)	4927.6	Overall Length (mm)	5080.0
Contour Length** (mm)	4775.2	Cutback #1** (mm)	185.4
Eccentricity (mm)	7.32	Cutback #2** (mm)	185.4
Major Diameter (mm)	109.63	Tube O.D. (mm)	171.5
Weight (kg)	236	Tube I.D. (mm)	139.7
Head Diameter*** (mm)	101.60	Weight (kg)	342
Material**	17-4SS		
Thread Form***	2 7/8 API REG		

\*\*Representative options given. Verify specific requirements before placing order.

\*\*\*Customer specified

\*Pending production measurements

PERFORMANCE SPECIFICATIONS						
			NBR-1A	XR	HR	XP
Torque Slope	1.635 Nm/kPa	Max. Diff. Press. (kPa)	5171	7791	7791	8618
Flow Range	1136 to 2271 Litre/min	Max. Torque (Nm)	8447	12677	12677	14087
RPG	0.077 rev/litre	Stall Diff. Press. (kPa)	7791	11652	11652	12962
Speed Range	88 to 175 RPM	Stall Torque (Nm)	12677	19022	19022	21137
Off Bottom Press.	945 kPa	Max. Recommended (kW)	123	184	190	211
		kPa Per Stage	1034	1551	1551	1724
		kPa Per Cavity	179	269	269	296
		Temperature Slope (mm/°C)	0.0199	0.0148	0.0157	0.0157



Performance characteristics are estimates based on nominal conditions and are for reference only. Actual performance may be affected by rotor/stator fit, temperature, and other operating conditions. The torque may exceed the capacity of connected components and threads. Operating above the recommended limits of either the power section or connected components may reduce product life and result in damage to the power section and connected components. Data is subject to change without notice.