

POWER SECTION

FIT INFORMATION - MINOR DIAMETER (in)				
Stator Size	NBR-1A	DynaPower		
		XR	HR	XP
1 Undersize				
Standard			2.849	2.849*
1 Oversize			2.859	2.859*
2 Oversize				
Nominal Fit at 75°F				
1 Undersize				
Standard			0.000	0.000*
1 Oversize			-0.010	-0.010*
2 Oversize				

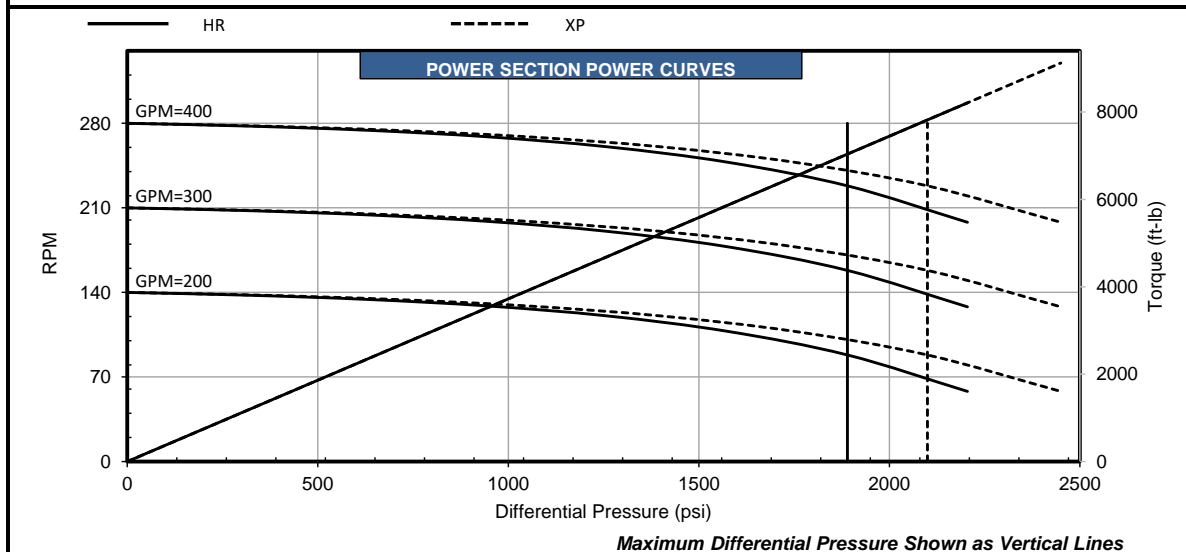
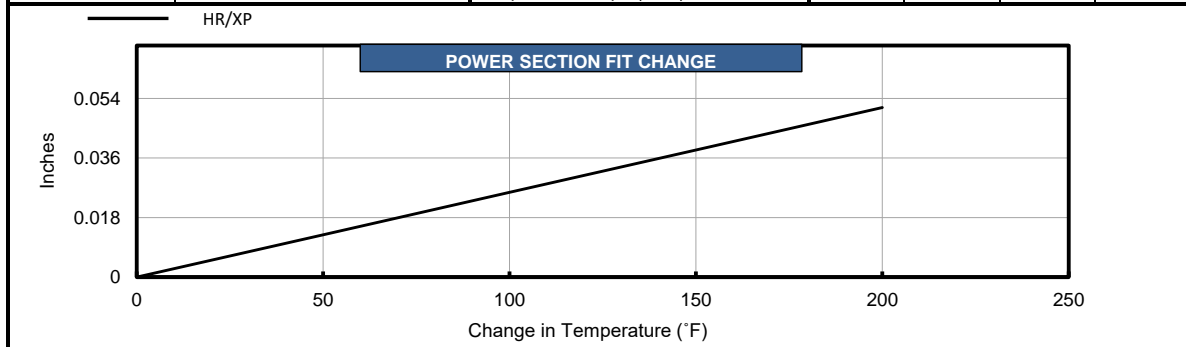
ROTOR SPECIFICATIONS		STATOR SPECIFICATIONS	
Overall Length** (in)	273.0	Overall Length (in)	280.0
Contour Length** (in)	266.0	Cutback #1** (in)	8.0
Eccentricity (in)	0.223	Cutback #2** (in)	8.0
Major Diameter (in)	3.295	Tube O.D. (in)	5.00
Weight (lb)	490	Tube I.D. (in)	4.00
Head Diameter*** (in)	3.42	Weight (lb)	527
Material**	145 KSI 17-4SS		
Thread Form***	N/A		

**Representative options given. Verify specific requirements before placing order.

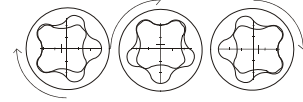
***Customer specified

*Pending production measurements

PERFORMANCE SPECIFICATIONS						
			NBR-1A	XR	HR	XP
Torque Slope	3.723 ft-lb/psi	Max. Diff. Press. (psi)			1890	2100
Flow Range	200 to 400 GPM	Max. Torque (ft-lb)			7040	7820
RPG	0.700 rev/gal	Stall Diff. Press. (psi)			2840	3150
Speed Range	140 to 280 RPM	Stall Torque (ft-lb)			10550	11730
Off Bottom Press.	139 psi	Max. Recommended (HP)			306	340
		PSI Per Stage			225	250
		PSI Per Cavity			42	46
		Temperature Slope (in/°F)			0.000256	0.000256



Performance characteristics are estimates based on nominal conditions and are for reference only. Actual performance may be affected by rotor/stator fit, temperature, and other operating conditions. The torque may exceed the capacity of connected components and threads. Operating above the recommended limits of either the power section or connected components may reduce product life and result in damage to the power section and connected components. Data is subject to change without notice.



POWER SECTION

FIT INFORMATION - MINOR DIAMETER (mm)				
Stator Size	NBR-1A	DynaPower		
		XR	HR	XP
1 Undersize				
Standard			72.36	72.36*
1 Oversize			72.62	72.62*
2 Oversize				
Nominal Fit at 75°F				
1 Undersize				
Standard			0.00	0.00*
1 Oversize			-0.25	-0.25*
2 Oversize				

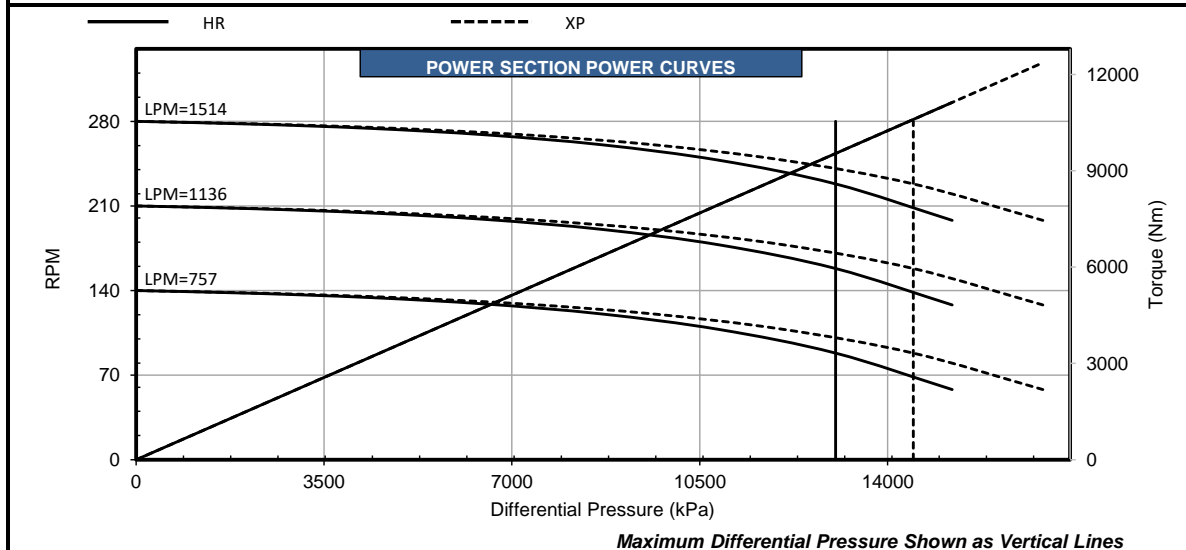
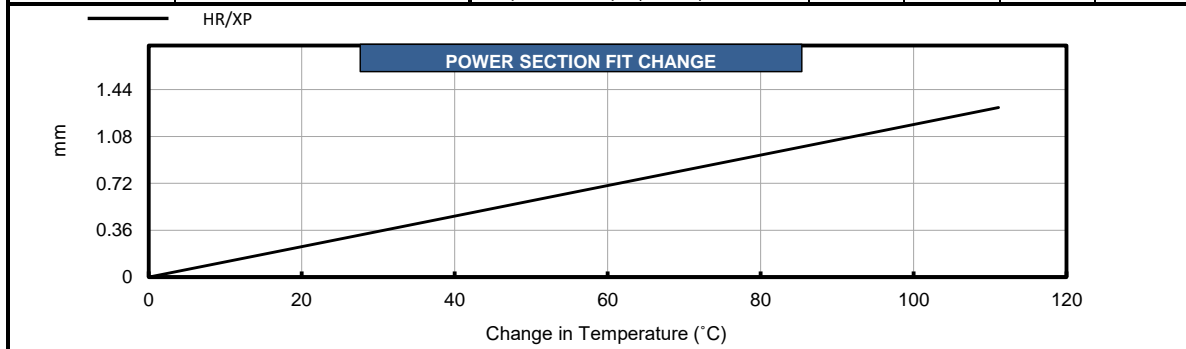
ROTOR SPECIFICATIONS		STATOR SPECIFICATIONS	
Overall Length** (mm)	6934.2	Overall Length (mm)	7112.0
Contour Length** (mm)	6756.4	Cutback #1** (mm)	203.2
Eccentricity (mm)	5.66	Cutback #2** (mm)	203.2
Major Diameter (mm)	83.69	Tube O.D. (mm)	127.0
Weight (kg)	222	Tube I.D. (mm)	101.6
Head Diameter*** (mm)	86.87	Weight (kg)	239
Material**	145 KSI 17-4SS		
Thread Form***	N/A		

**Representative options given. Verify specific requirements before placing order.

***Customer specified

*Pending production measurements

PERFORMANCE SPECIFICATIONS						
			NBR-1A	XR	HR	XP
Torque Slope	0.732 Nm/kPa	Max. Diff. Press. (kPa)			13031	14479
Flow Range	757 to 1514 Litre/min	Max. Torque (Nm)			9545	10602
RPG	0.185 rev/litre	Stall Diff. Press. (kPa)			19581	21718
Speed Range	140 to 280 RPM	Stall Torque (Nm)			14304	15904
Off Bottom Press.	958 kPa	Max. Recommended (kW)			228	253
		kPa Per Stage			1551	1724
		kPa Per Cavity			290	317
		Temperature Slope (mm/°C)			0.0117	0.0117



Performance characteristics are estimates based on nominal conditions and are for reference only. Actual performance may be affected by rotor/stator fit, temperature, and other operating conditions. The torque may exceed the capacity of connected components and threads. Operating above the recommended limits of either the power section or connected components may reduce product life and result in damage to the power section and connected components. Data is subject to change without notice.