



POWER SECTION

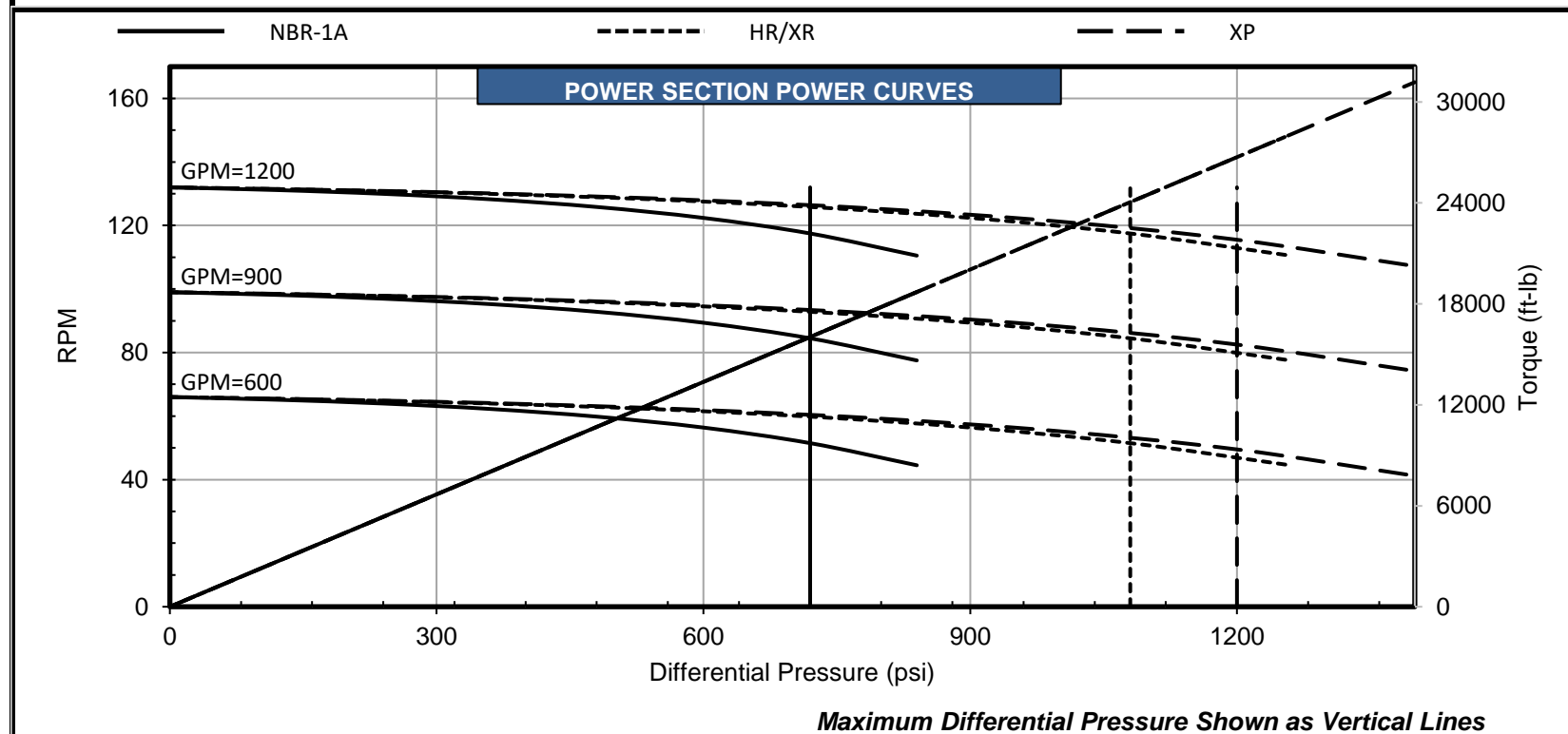
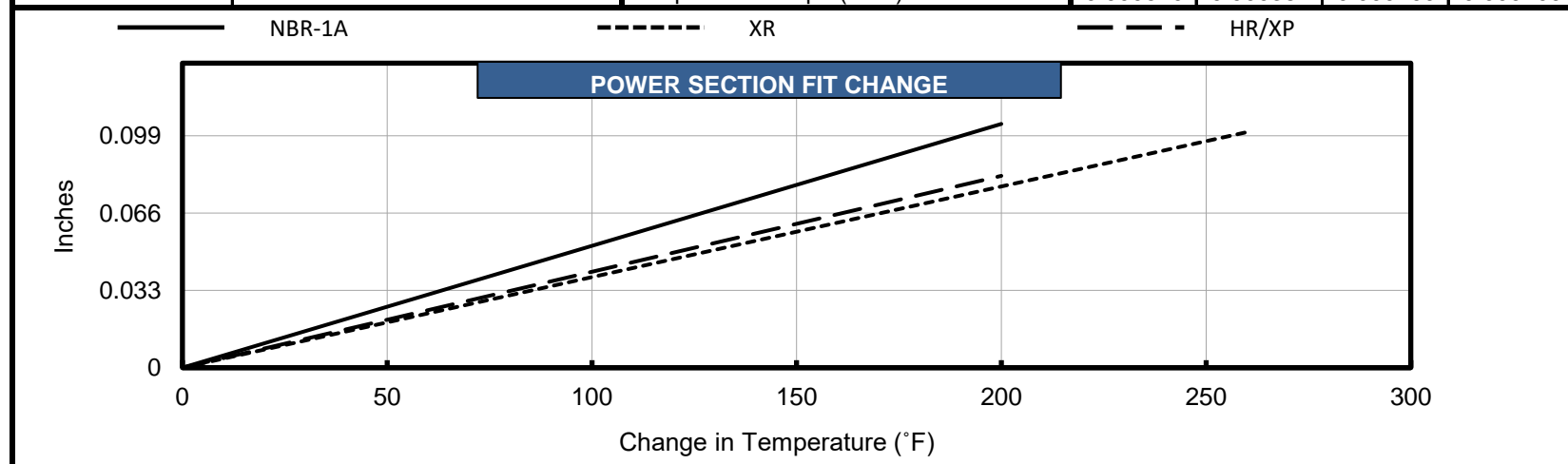
FIT INFORMATION - MINOR DIAMETER (in)				
Stator Size	NBR-1A	DynaPower		
		XR	HR	XP
1 Undersize				
Standard	5.626	5.634*	5.634	5.634*
1 Oversize	5.642	5.663*	5.663	5.663*
2 Oversize	5.670			
Nominal Fit at 75°F				
1 Undersize				
Standard	0.037	0.029*	0.029	0.029*
1 Oversize	0.021	0.000*	0.000	0.000*
2 Oversize	-0.006			

ROTOR SPECIFICATIONS		STATOR SPECIFICATIONS	
	(in)		(in)
Overall Length	234.5	Overall Length	246.5
Contour Length	226.5	Rubber Cutback #1**	10.5
Eccentricity	0.355	Rubber Cutback #2**	10.5
Major Diameter	6.374	Tube O.D.	9.63
Head Diameter	6.000	Tube I.D.	7.88
Weight (lb)	1401	Weight (lb)	1835
Material	17-4SS	Number of Stages	4.8
Thread Form**	4.5 API FH		

*Pending production measurements

** Alternate or custom thread forms and cutbacks are available upon request

PERFORMANCE SPECIFICATIONS						
			NBR-1A	XR	HR	XP
Torque Slope	22.268 ft-lb/psi	Max. Diff. Press. (psi)	720	1080	1080	1200
Flow Range	600 to 1200 GPM	Max. Torque (ft-lb)	16030	24050	24050	26720
RPG	0.110 rev/gal	Stall Diff. Press. (psi)	1080	1620	1620	1800
Speed Range	66 to 132 RPM	Stall Torque (ft-lb)	24050	36070	36070	40080
Off Bottom Press.	196 psi	Max. Recommended (HP)	359	538	529	588
		PSI Per Stage	150	225	225	250
		PSI Per Cavity	23	34	34	38
		Temperature Slope (in/°F)	0.000520	0.000387	0.000409	0.000409



Operating a power section above the maximum recommended differential pressure will reduce stator life. Performance curves are for reference only. Actual power section performance may vary depending on the down hole temperature and rotor/stator fit. Performance data are subject to change without notice. Power calculation is based on maximum RPM and full torque. Stator sizes subject to change without notice.



POWER SECTION

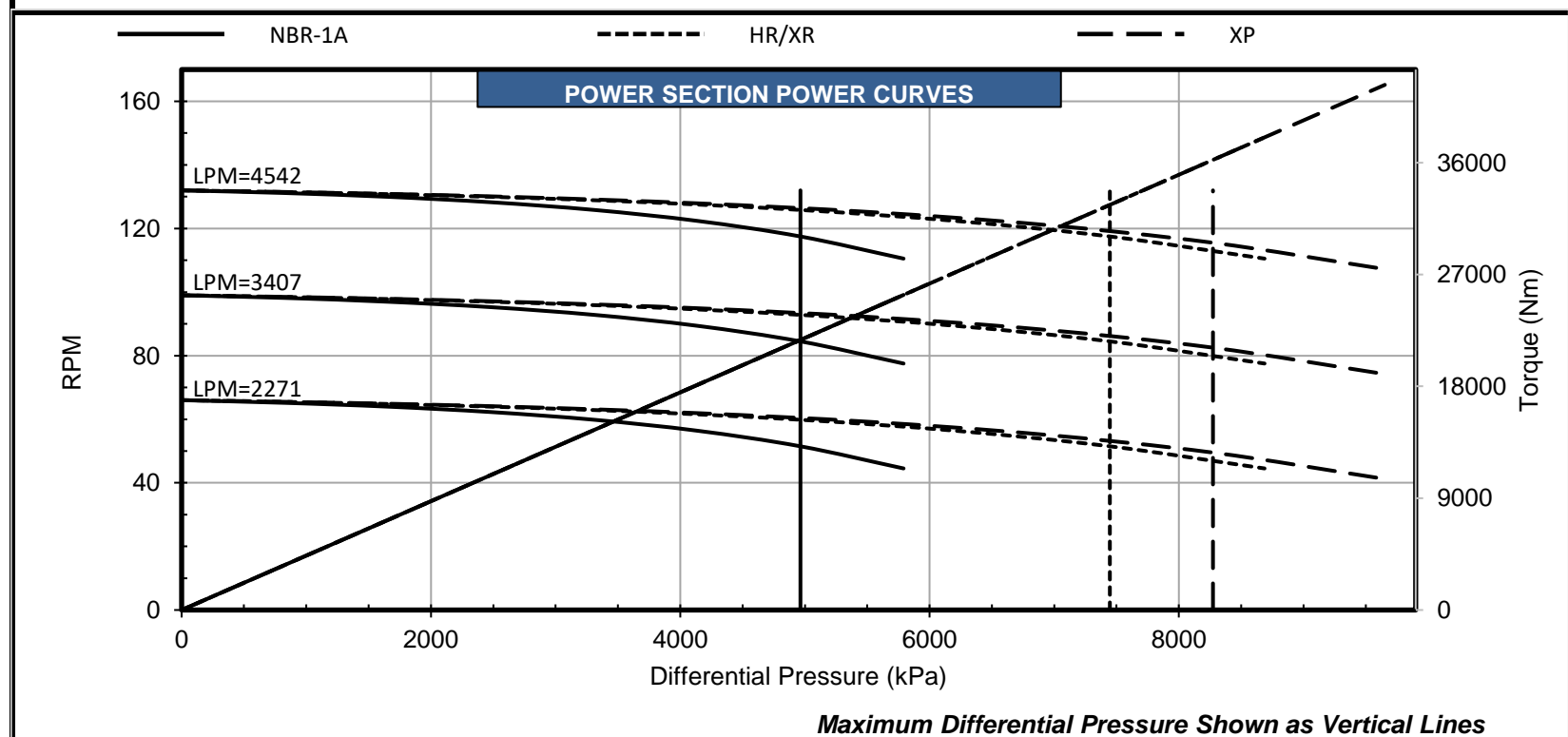
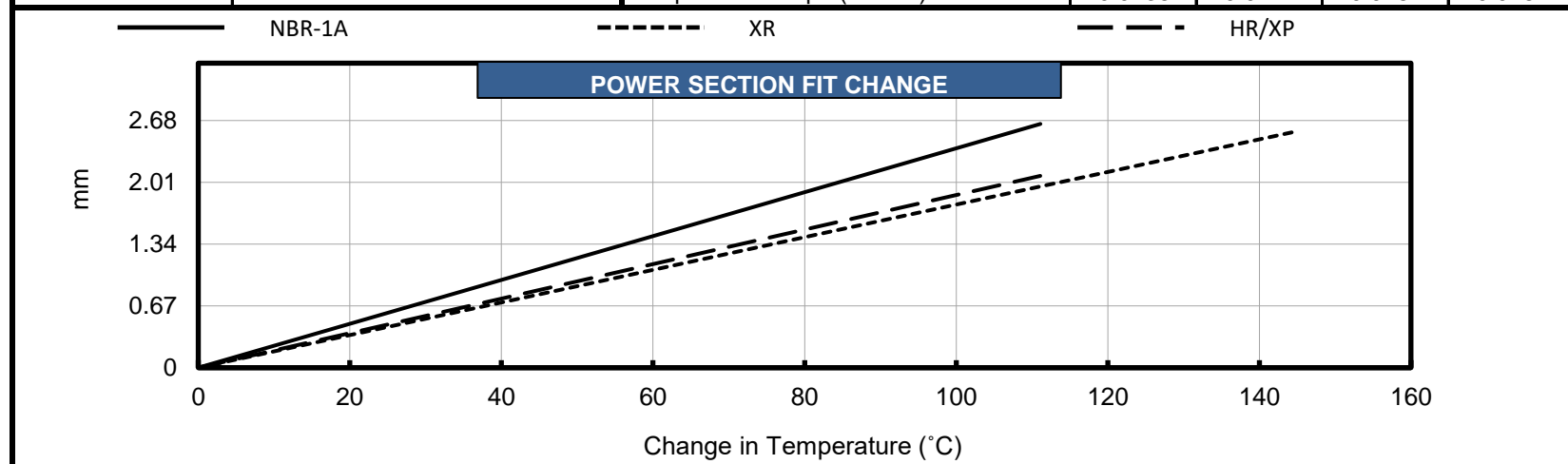
FIT INFORMATION - MINOR DIAMETER (mm)				
Stator Size	NBR-1A	DynaPower		
		XR	HR	XP
1 Undersize				
Standard	142.90	143.10*	143.10	143.10*
1 Oversize	143.31	143.84*	143.84	143.84*
2 Oversize	144.02			
Nominal Fit at 75°F				
1 Undersize				
Standard	0.94	0.74*	0.74	0.74*
1 Oversize	0.53	0.00*	0.00	0.00*
2 Oversize	-0.15			

ROTOR SPECIFICATIONS		STATOR SPECIFICATIONS	
	(mm)		(mm)
Overall Length	5956.3	Overall Length	6261.1
Contour Length	5753.1	Rubber Cutback #1**	266.7
Eccentricity	9.02	Rubber Cutback #2**	266.7
Major Diameter	161.90	Tube O.D.	244.6
Head Diameter	152.40	Tube I.D.	200.2
Weight (kg)	635	Weight (kg)	832
Material	17-4SS	Number of Stages	4.8
Thread Form**	4.5 API FH		

*Pending production measurements

** Alternate or custom thread forms and cutbacks are available upon request

PERFORMANCE SPECIFICATIONS						
			NBR-1A	XR	HR	XP
Torque Slope	4.379 Nm/kPa	Max. Diff. Press. (kPa)	4964	7446	7446	8274
Flow Range	2271 to 4542 Litre/min	Max. Torque (Nm)	21734	32607	32607	36227
RPG	0.029 rev/litre	Stall Diff. Press. (kPa)	7446	11170	11170	12411
Speed Range	66 to 132 RPM	Stall Torque (Nm)	32607	48904	48904	54341
Off Bottom Press.	1351 kPa	Max. Recommended (kW)	268	401	395	438
		kPa Per Stage	1034	1551	1551	1724
		kPa Per Cavity	159	234	234	262
		Temperature Slope (mm/°C)	0.0238	0.0177	0.0187	0.0187



Operating a power section above the maximum recommended differential pressure will reduce stator life. Performance curves are for reference only. Actual power section performance may vary depending on the down hole temperature and rotor/stator fit. Performance data are subject to change without notice. Power calculation is based on maximum RPM and full torque. Stator sizes subject to change without notice.