



## POWER SECTION

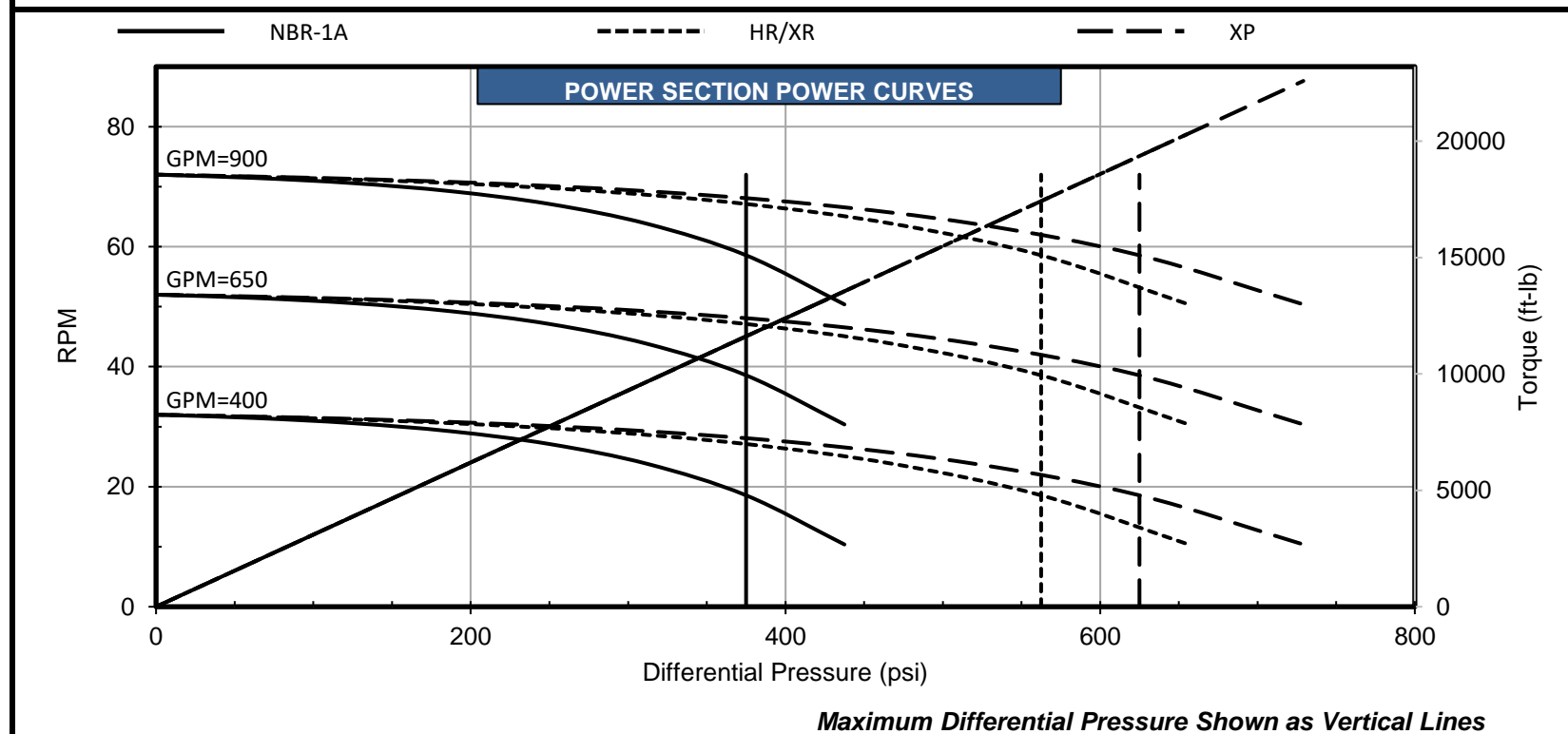
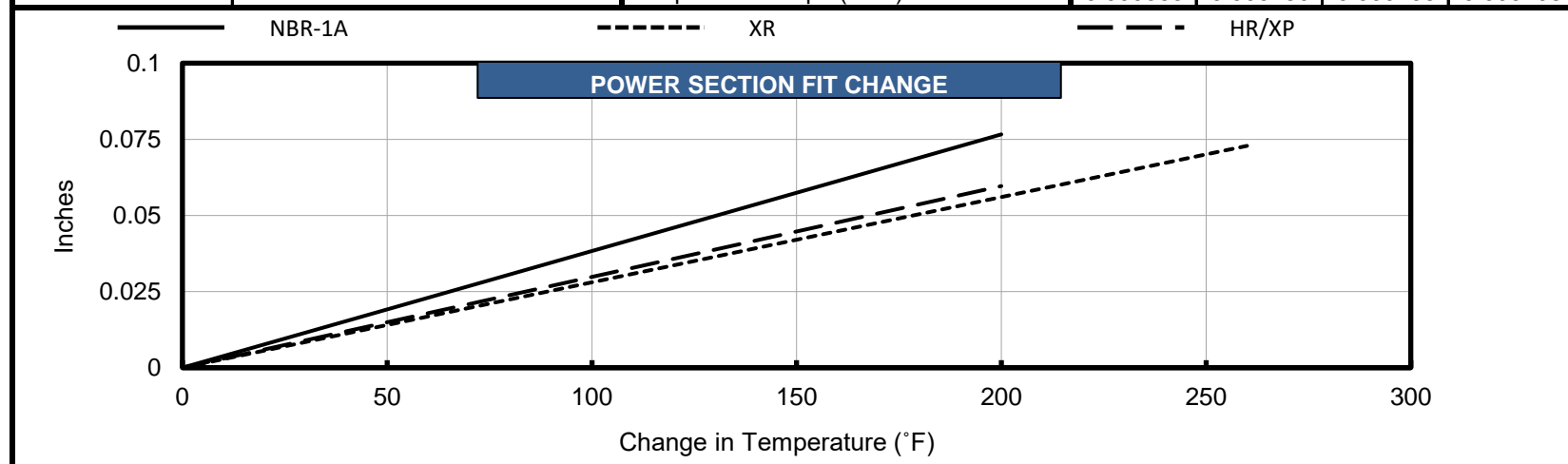
| FIT INFORMATION - MINOR DIAMETER (in) |         |           |       |        |
|---------------------------------------|---------|-----------|-------|--------|
| Stator Size                           | NBR-1A  | DynaPower |       |        |
|                                       |         | XR        | HR    | XP     |
| 1 Undersize                           |         | 4.511*    | 4.509 | 4.509* |
| Standard                              | 4.529   | 4.540*    | 4.540 | 4.540* |
| 1 Oversize                            | 4.549*  |           |       |        |
| 2 Oversize                            |         |           |       |        |
| Nominal Fit at 75°F                   |         |           |       |        |
| 1 Undersize                           |         | 0.031*    | 0.032 | 0.032* |
| Standard                              | 0.013   | 0.002*    | 0.002 | 0.002* |
| 1 Oversize                            | -0.008* |           |       |        |
| 2 Oversize                            |         |           |       |        |

| ROTOR SPECIFICATIONS |              | STATOR SPECIFICATIONS |       |
|----------------------|--------------|-----------------------|-------|
|                      | (in)         |                       | (in)  |
| Overall Length       | 246.0        | Overall Length        | 254.0 |
| Contour Length       | 239.0        | Rubber Cutback #1**   | 8.0   |
| Eccentricity         | 0.300        | Rubber Cutback #2**   | 8.0   |
| Major Diameter       | 5.141        | Tube O.D.             | 8.00  |
| Head Diameter        | 4.630        | Tube I.D.             | 6.25  |
| Weight (lb)          | 1176         | Weight (lb)           | 1550  |
| Material             | 17-4SS       | Number of Stages      | 2.5   |
| Thread Form**        | 3 1/2 API IF |                       |       |

\*Pending production measurements

\*\* Alternate or custom thread forms and cutbacks are available upon request

| PERFORMANCE SPECIFICATIONS |                  |                           |          |          |          |          |
|----------------------------|------------------|---------------------------|----------|----------|----------|----------|
|                            |                  |                           | NBR-1A   | XR       | HR       | XP       |
| Torque Slope               | 30.976 ft-lb/psi | Max. Diff. Press. (psi)   | 380      | 560      | 560      | 630      |
| Flow Range                 | 400 to 900 GPM   | Max. Torque (ft-lb)       | 11620    | 17420    | 17420    | 19360    |
| RPG                        | 0.080 rev/gal    | Stall Diff. Press. (psi)  | 560      | 840      | 840      | 940      |
| Speed Range                | 32 to 72 RPM     | Stall Torque (ft-lb)      | 17420    | 26140    | 26140    | 29040    |
| Off Bottom Press.          | 93 psi           | Max. Recommended (HP)     | 130      | 194      | 194      | 216      |
|                            |                  | PSI Per Stage             | 150      | 225      | 225      | 250      |
|                            |                  | PSI Per Cavity            | 29       | 43       | 43       | 48       |
|                            |                  | Temperature Slope (in/°F) | 0.000383 | 0.000280 | 0.000298 | 0.000298 |



Operating a power section above the maximum recommended differential pressure will reduce stator life. Performance curves are for reference only. Actual power section performance may vary depending on the down hole temperature and rotor/stator fit. Performance data are subject to change without notice. Power calculation is based on maximum RPM and full torque. Stator sizes subject to change without notice.



## POWER SECTION

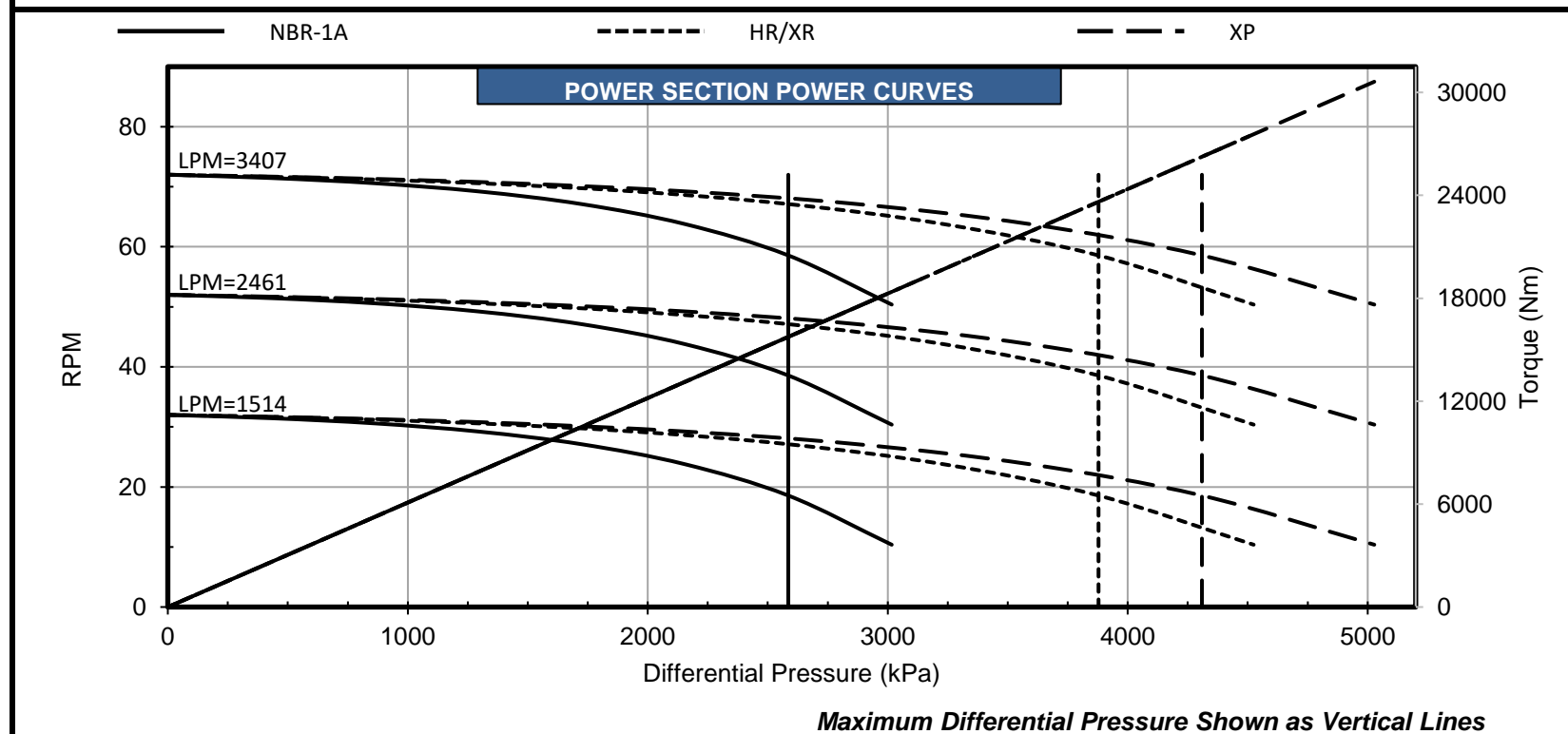
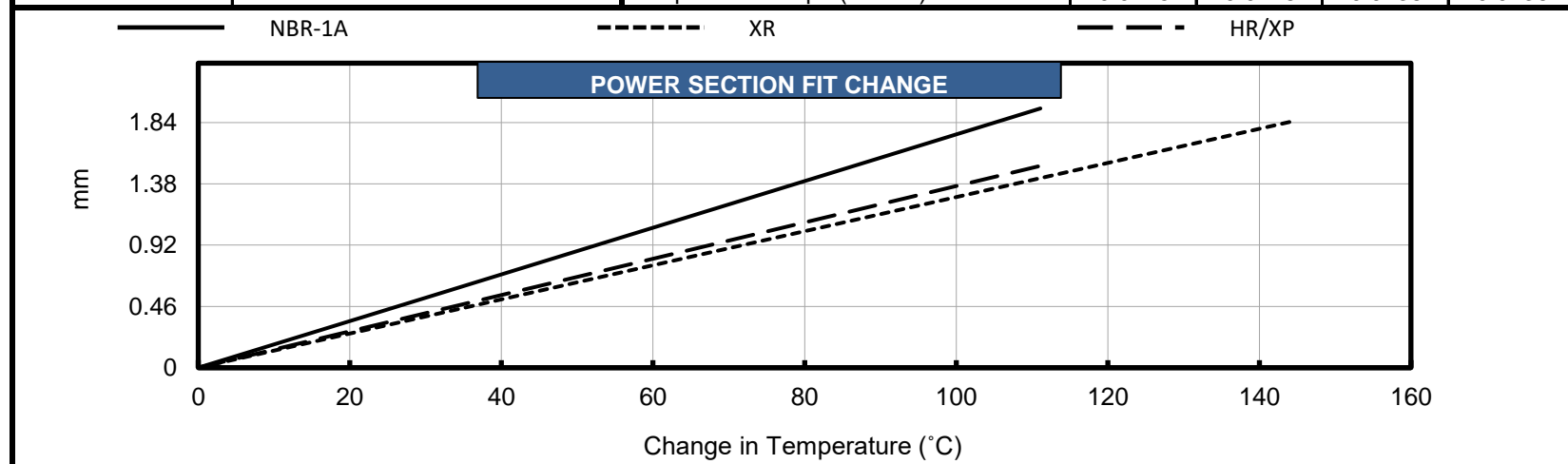
| FIT INFORMATION - MINOR DIAMETER (mm) |         |           |        |         |
|---------------------------------------|---------|-----------|--------|---------|
| Stator Size                           | NBR-1A  | DynaPower |        |         |
|                                       |         | XR        | HR     | XP      |
| 1 Undersize                           |         | 114.58*   | 114.53 | 114.53* |
| Standard                              | 115.04  | 115.32*   | 115.32 | 115.32* |
| 1 Oversize                            | 115.54* |           |        |         |
| 2 Oversize                            |         |           |        |         |
| Nominal Fit at 75°F                   |         |           |        |         |
| 1 Undersize                           |         | 0.79*     | 0.81   | 0.81*   |
| Standard                              | 0.33    | 0.05*     | 0.05   | 0.05*   |
| 1 Oversize                            | -0.20*  |           |        |         |
| 2 Oversize                            |         |           |        |         |

| ROTOR SPECIFICATIONS |              | STATOR SPECIFICATIONS |        |
|----------------------|--------------|-----------------------|--------|
|                      | (mm)         |                       | (mm)   |
| Overall Length       | 6248.4       | Overall Length        | 6451.6 |
| Contour Length       | 6070.6       | Rubber Cutback #1**   | 203.2  |
| Eccentricity         | 7.61         | Rubber Cutback #2**   | 203.2  |
| Major Diameter       | 130.58       | Tube O.D.             | 203.2  |
| Head Diameter        | 117.60       | Tube I.D.             | 158.8  |
| Weight (kg)          | 533          | Weight (kg)           | 703    |
| Material             | 17-4SS       | Number of Stages      | 2.5    |
| Thread Form**        | 3 1/2 API IF |                       |        |

\*Pending production measurements

\*\* Alternate or custom thread forms and cutbacks are available upon request

| PERFORMANCE SPECIFICATIONS |                        |                           |        |        |        |        |
|----------------------------|------------------------|---------------------------|--------|--------|--------|--------|
|                            |                        |                           | NBR-1A | XR     | HR     | XP     |
| Torque Slope               | 6.091 Nm/kPa           | Max. Diff. Press. (kPa)   | 2620   | 3861   | 3861   | 4344   |
| Flow Range                 | 1514 to 3407 Litre/min | Max. Torque (Nm)          | 15755  | 23618  | 23618  | 26249  |
| RPG                        | 0.021 rev/litre        | Stall Diff. Press. (kPa)  | 3861   | 5792   | 5792   | 6481   |
| Speed Range                | 32 to 72 RPM           | Stall Torque (Nm)         | 23618  | 35441  | 35441  | 39373  |
| Off Bottom Press.          | 641 kPa                | Max. Recommended (kW)     | 97     | 145    | 145    | 161    |
|                            |                        | kPa Per Stage             | 1034   | 1551   | 1551   | 1724   |
|                            |                        | kPa Per Cavity            | 200    | 296    | 296    | 331    |
|                            |                        | Temperature Slope (mm/°C) | 0.0175 | 0.0128 | 0.0136 | 0.0136 |



Operating a power section above the maximum recommended differential pressure will reduce stator life. Performance curves are for reference only. Actual power section performance may vary depending on the down hole temperature and rotor/stator fit. Performance data are subject to change without notice. Power calculation is based on maximum RPM and full torque. Stator sizes subject to change without notice.