



## POWER SECTION

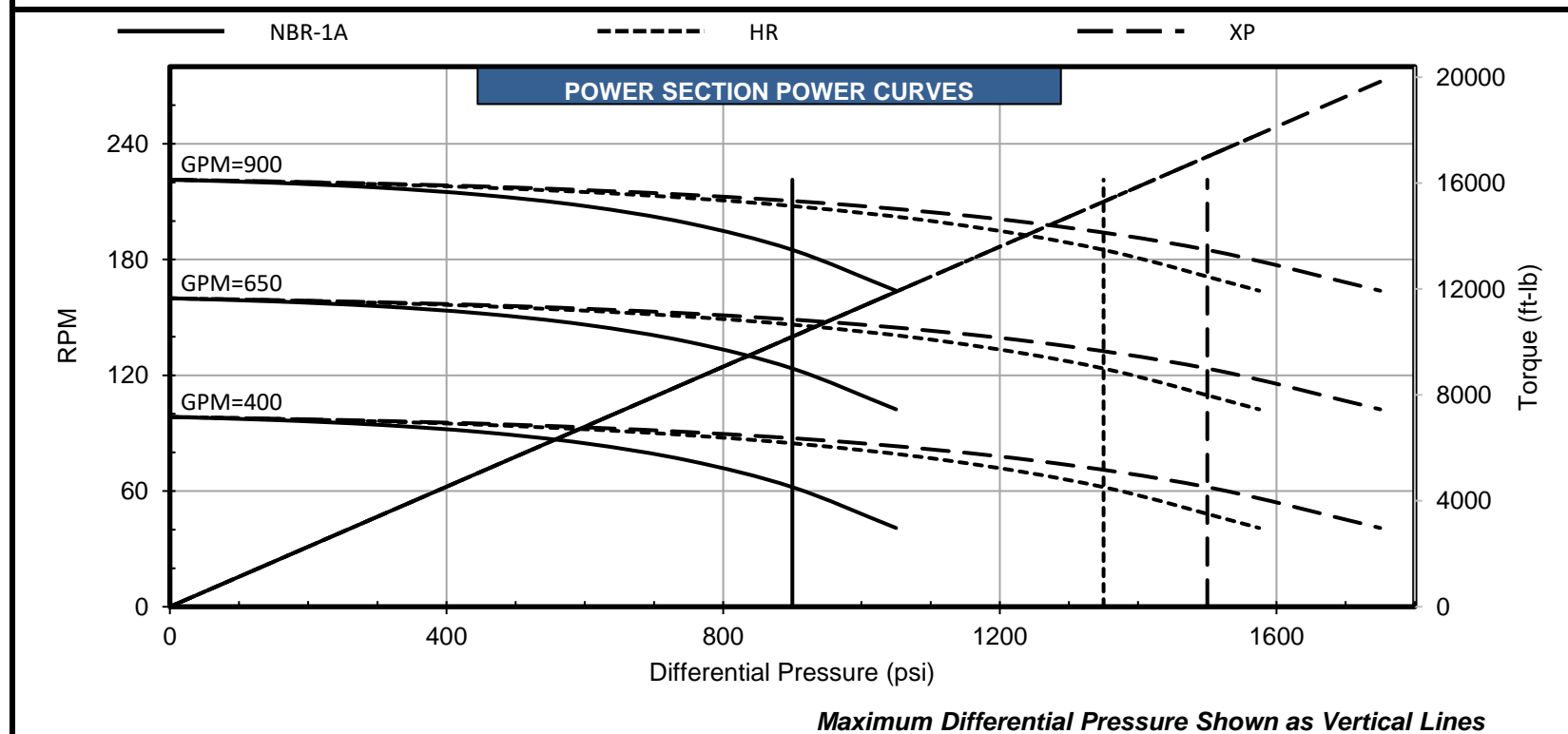
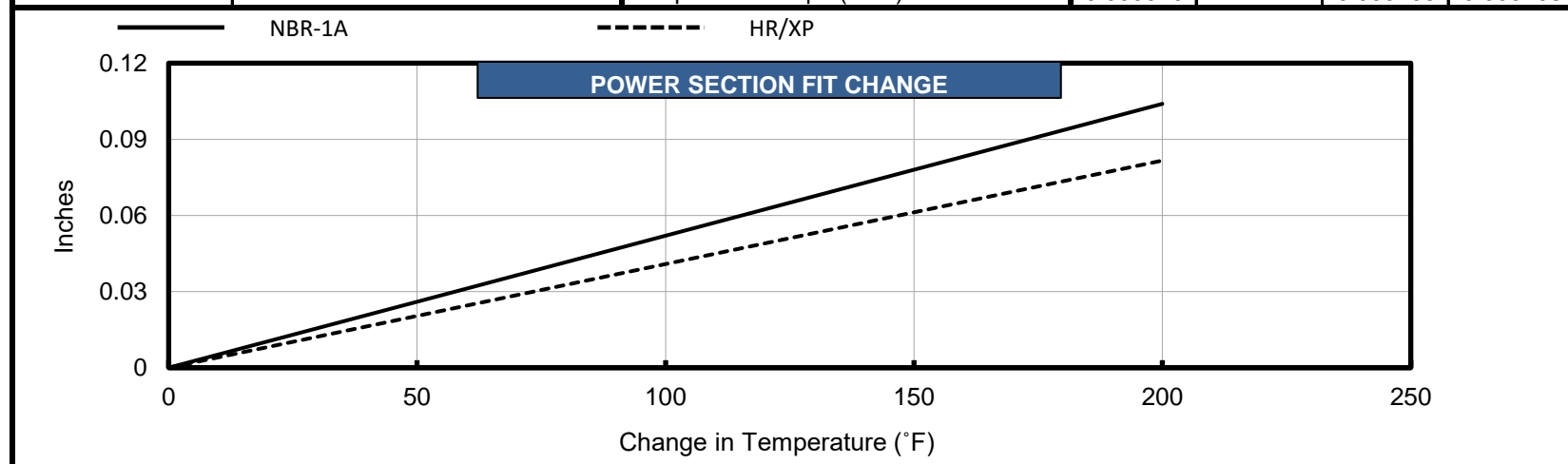
FIT INFORMATION - MINOR DIAMETER (in)				
Stator Size	NBR-1A	DynaPower		
		XR	HR	XP
1 Undersize			4.280	4.280*
Standard	4.300		4.306	4.306*
1 Oversize	4.316*			
2 Oversize				
Nominal Fit at 75°F				
1 Undersize			0.026	0.026*
Standard	0.006		0.000	0.000*
1 Oversize	-0.010*			
2 Oversize				

ROTOR SPECIFICATIONS		STATOR SPECIFICATIONS	
	(in)		(in)
Overall Length	252.0	Overall Length	260.0
Contour Length	244.8	Rubber Cutback #1**	8.0
Eccentricity	0.419	Rubber Cutback #2**	8.0
Major Diameter	5.143	Tube O.D.	7.75
Head Diameter	4.350	Tube I.D.	6.25
Weight (lb)	940	Weight (lb)	1190
Material	17-4SS	Number of Stages	6.0
Thread Form**	3 1/2 API REG		

\*Pending production measurements

\*\* Alternate or custom thread forms and cutbacks are available upon request

PERFORMANCE SPECIFICATIONS						
			NBR-1A	XR	HR	XP
Torque Slope	11.333 ft-lb/psi	Max. Diff. Press. (psi)	900		1350	1500
Flow Range	400 to 900 GPM	Max. Torque (ft-lb)	10200		15300	17000
RPG	0.246 rev/gal	Stall Diff. Press. (psi)	1350		2030	2250
Speed Range	98 to 221 RPM	Stall Torque (ft-lb)	15300		22950	25500
Off Bottom Press.	188 psi	Max. Recommended (HP)	359		539	599
		PSI Per Stage	150		225	250
		PSI Per Cavity	35		52	58
		Temperature Slope (in/°F)	0.000520		0.000408	0.000408



Maximum Differential Pressure Shown as Vertical Lines

Operating a power section above the maximum recommended differential pressure will reduce stator life. Performance curves are for reference only. Actual power section performance may vary depending on the down hole temperature and rotor/stator fit. Performance data are subject to change without notice. Power calculation is based on maximum RPM and full torque. Stator sizes subject to change without notice.



## POWER SECTION

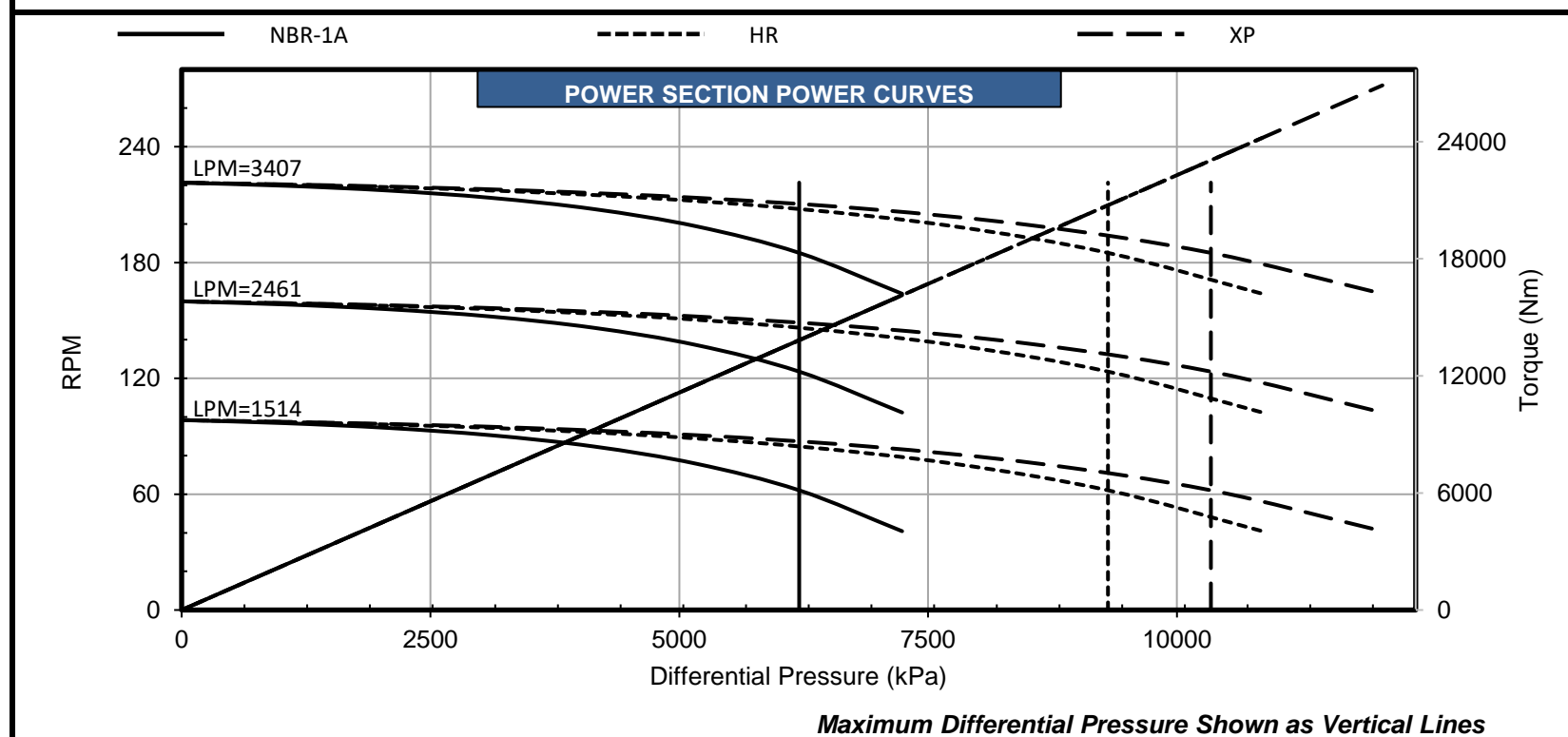
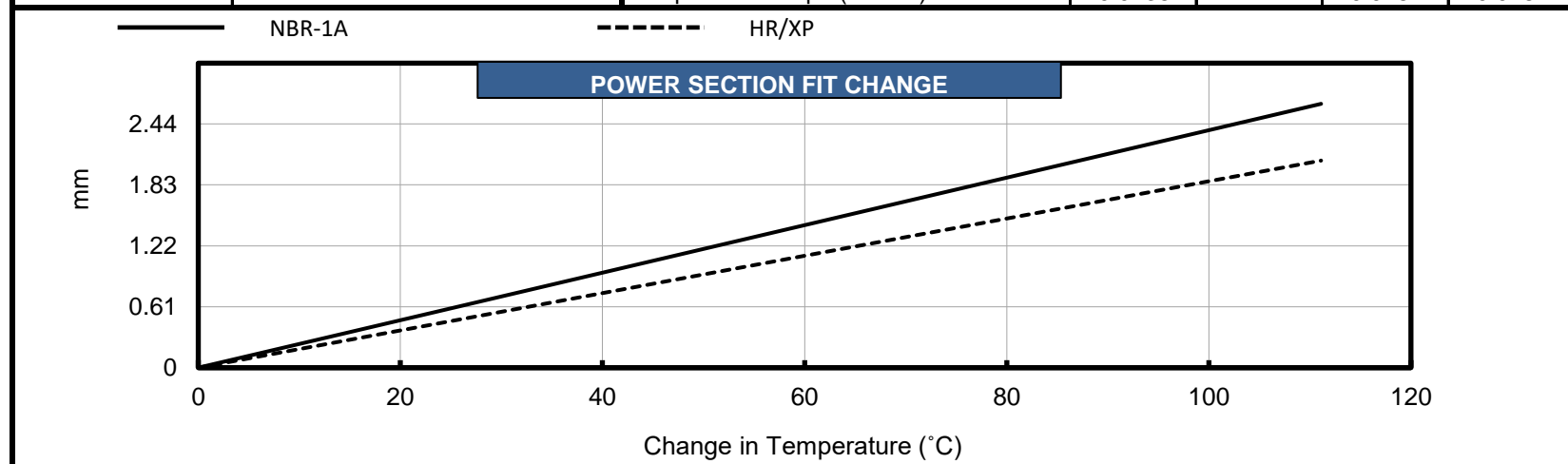
FIT INFORMATION - MINOR DIAMETER (mm)				
Stator Size	NBR-1A	DynaPower		
		XR	HR	XP
1 Undersize			108.71	108.71*
Standard	109.22		109.37	109.37*
1 Oversize	109.63*			
2 Oversize				
Nominal Fit at 75°F				
1 Undersize			0.66	0.66*
Standard	0.15		0.00	0.00*
1 Oversize	-0.25*			
2 Oversize				

ROTOR SPECIFICATIONS		STATOR SPECIFICATIONS	
	(mm)		(mm)
Overall Length	6400.8	Overall Length	6604.0
Contour Length	6217.9	Rubber Cutback #1**	203.2
Eccentricity	10.63	Rubber Cutback #2**	203.2
Major Diameter	130.63	Tube O.D.	196.9
Head Diameter	110.49	Tube I.D.	158.8
Weight (kg)	426	Weight (kg)	540
Material	17-4SS	Number of Stages	6.0
Thread Form**	3 1/2 API REG		

\*Pending production measurements

\*\* Alternate or custom thread forms and cutbacks are available upon request

PERFORMANCE SPECIFICATIONS						
			NBR-1A	XR	HR	XP
Torque Slope	2.229 Nm/kPa	Max. Diff. Press. (kPa)	6205		9308	10342
Flow Range	1514 to 3407 Litre/min	Max. Torque (Nm)	13829		20744	23049
RPG	0.065 rev/litre	Stall Diff. Press. (kPa)	9308		13996	15513
Speed Range	98 to 221 RPM	Stall Torque (Nm)	20744		31116	34573
Off Bottom Press.	1296 kPa	Max. Recommended (kW)	268		402	447
		kPa Per Stage	1034		1551	1724
		kPa Per Cavity	241		359	400
		Temperature Slope (mm/°C)	0.0238		0.0187	0.0187



Operating a power section above the maximum recommended differential pressure will reduce stator life. Performance curves are for reference only. Actual power section performance may vary depending on the down hole temperature and rotor/stator fit. Performance data are subject to change without notice. Power calculation is based on maximum RPM and full torque. Stator sizes subject to change without notice.