



POWER SECTION

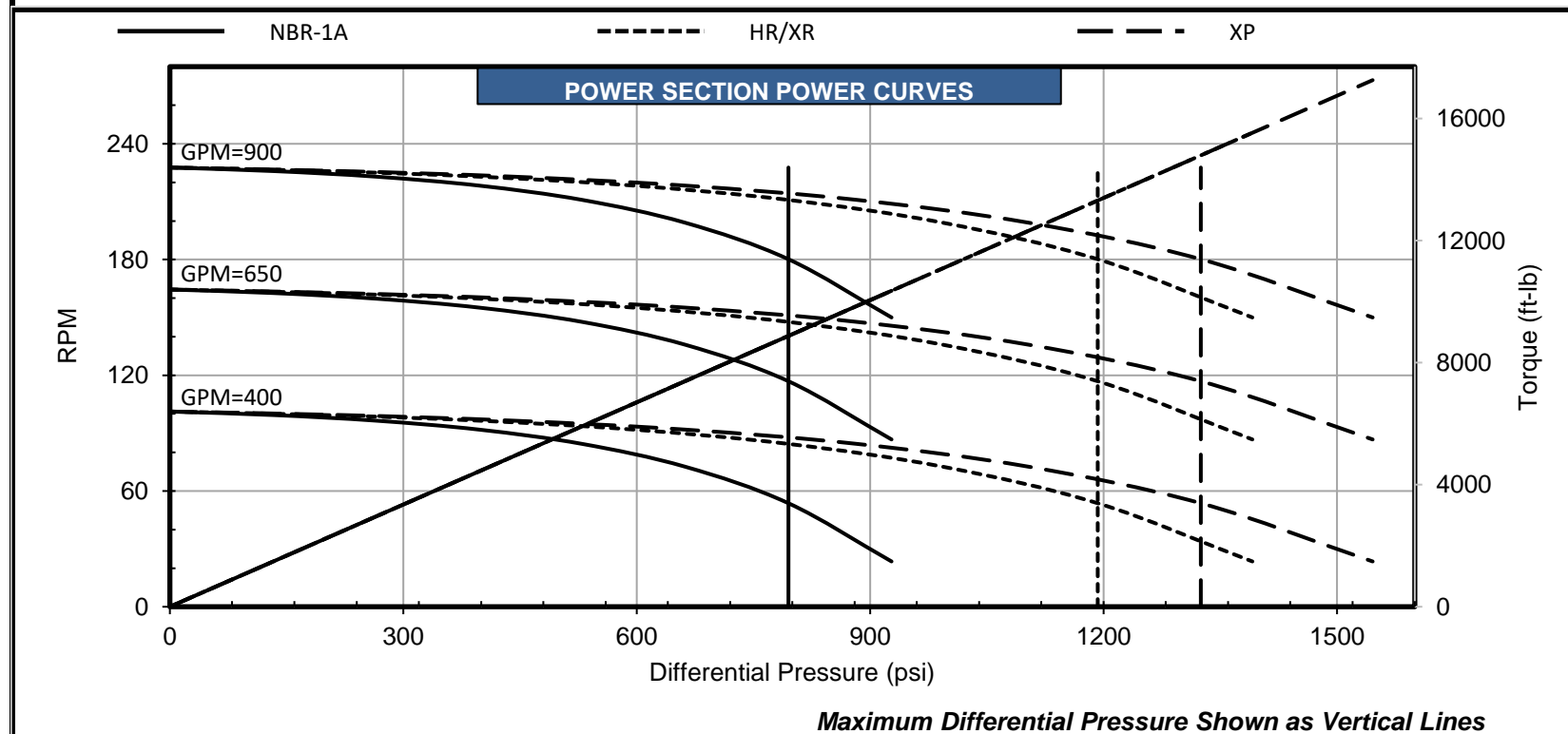
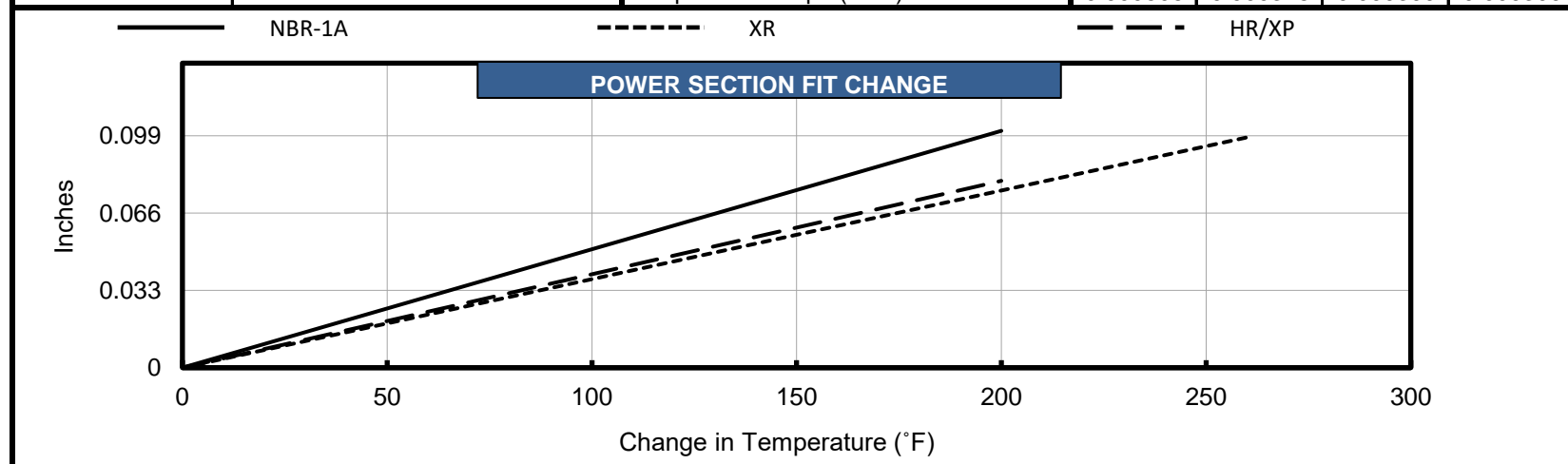
FIT INFORMATION - MINOR DIAMETER (in)				
Stator Size	NBR-1A	DynaPower		
		XR	HR	XP
1 Undersize			4.078	4.078*
Standard	4.085	4.097*	4.097	4.097*
1 Oversize	4.115		4.125*	4.125*
2 Oversize				
Nominal Fit at 75°F				
1 Undersize			0.032	0.032*
Standard	0.025	0.013*	0.013	0.013*
1 Oversize	-0.005		-0.015*	-0.015*
2 Oversize				

ROTOR SPECIFICATIONS		STATOR SPECIFICATIONS	
	(in)		(in)
Overall Length	221.0	Overall Length	228.0
Contour Length	213.0	Rubber Cutback #1**	8.0
Eccentricity	0.415	Rubber Cutback #2**	8.0
Major Diameter	4.940	Tube O.D.	7.75
Head Diameter	4.750	Tube I.D.	6.25
Weight (lb)	765	Weight (lb)	1197
Material	17-4SS	Number of Stages	5.3
Thread Form**	3 1/2 API IF		

*Pending production measurements

** Alternate or custom thread forms and cutbacks are available upon request

PERFORMANCE SPECIFICATIONS						
			NBR-1A	XR	HR	XP
Torque Slope	11.164 ft-lb/psi	Max. Diff. Press. (psi)	800	1190	1190	1330
Flow Range	400 to 900 GPM	Max. Torque (ft-lb)	8880	13310	13310	14790
RPG	0.253 rev/gal	Stall Diff. Press. (psi)	1190	1790	1790	1990
Speed Range	101 to 228 RPM	Stall Torque (ft-lb)	13310	19970	19970	22190
Off Bottom Press.	200 psi	Max. Recommended (HP)	304	457	457	507
		PSI Per Stage	150	225	225	250
		PSI Per Cavity	35	53	53	59
		Temperature Slope (in/°F)	0.000506	0.000378	0.000399	0.000399



Operating a power section above the maximum recommended differential pressure will reduce stator life. Performance curves are for reference only. Actual power section performance may vary depending on the down hole temperature and rotor/stator fit. Performance data are subject to change without notice. Power calculation is based on maximum RPM and full torque. Stator sizes subject to change without notice.



POWER SECTION

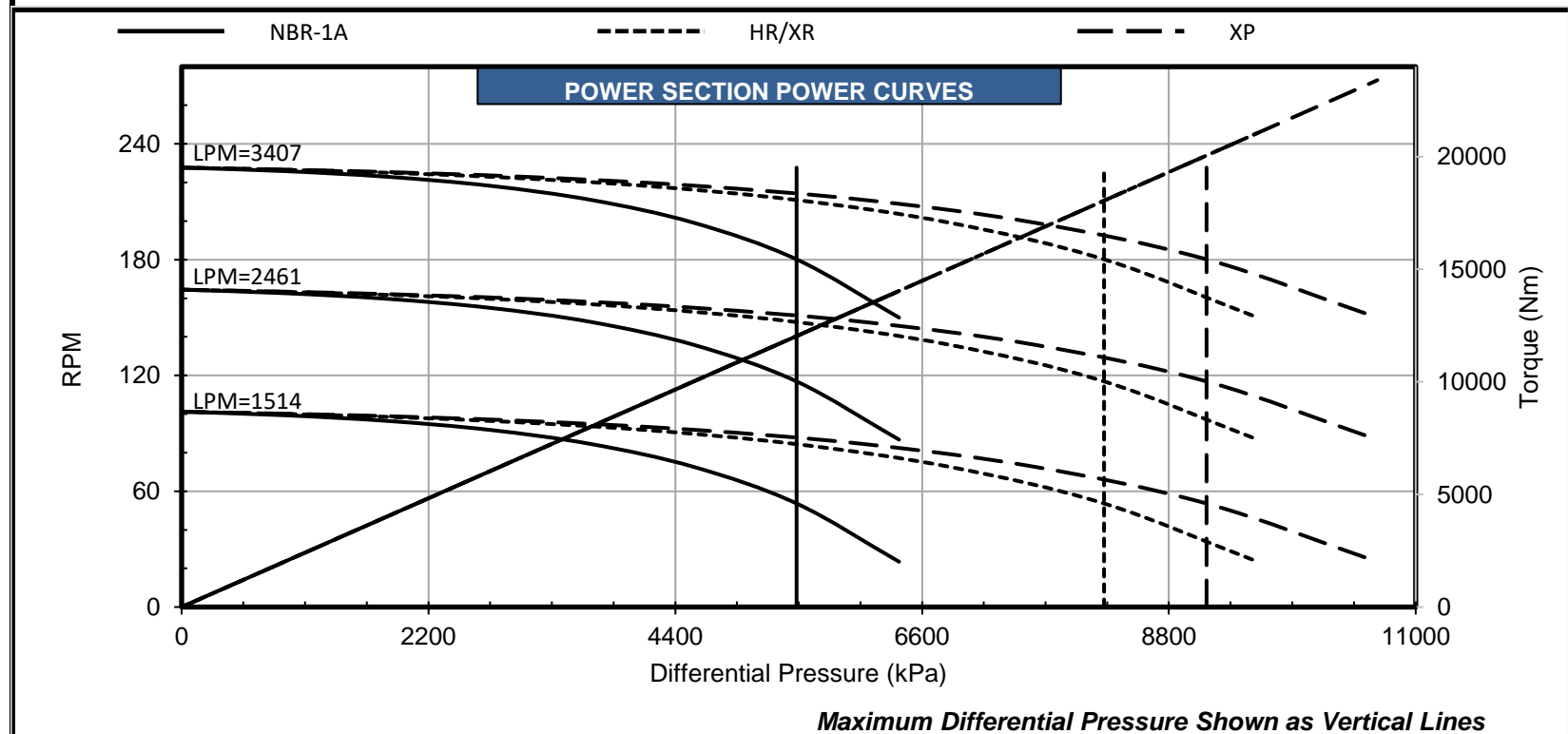
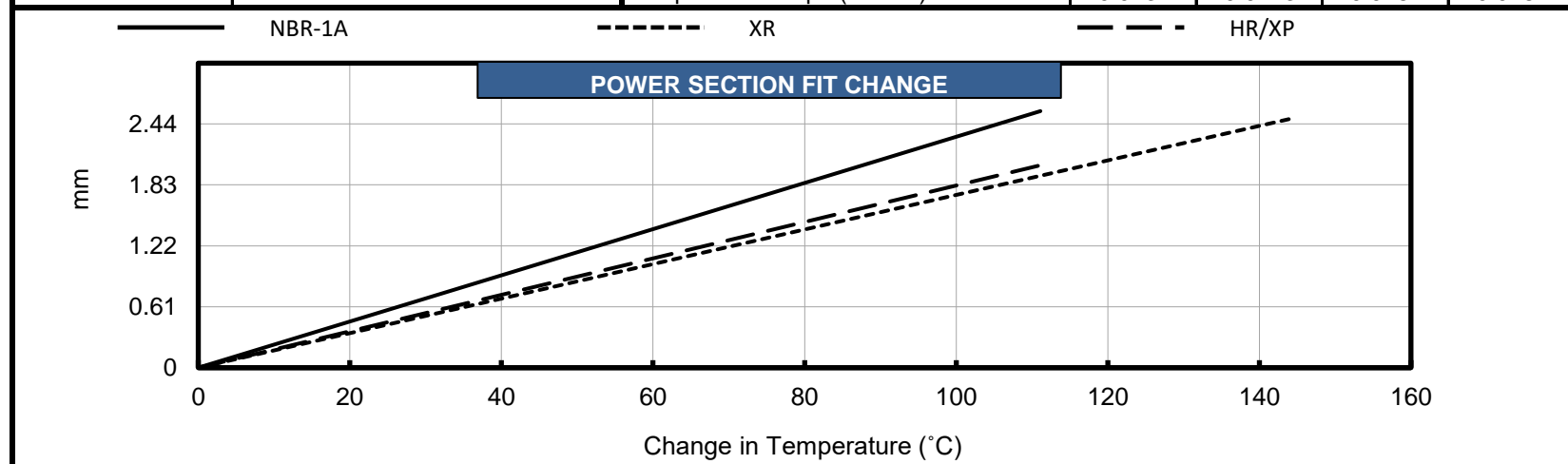
FIT INFORMATION - MINOR DIAMETER (mm)				
Stator Size	NBR-1A	DynaPower		
		XR	HR	XP
1 Undersize			103.58	103.58*
Standard	103.76	104.06*	104.06	104.06*
1 Oversize	104.52		104.78*	104.78*
2 Oversize				
Nominal Fit at 75°F				
1 Undersize			0.81	0.81*
Standard	0.64	0.33*	0.33	0.33*
1 Oversize	-0.13		-0.38*	-0.38*
2 Oversize				

ROTOR SPECIFICATIONS		STATOR SPECIFICATIONS	
	(mm)		(mm)
Overall Length	5613.4	Overall Length	5791.2
Contour Length	5410.2	Rubber Cutback #1**	203.2
Eccentricity	10.54	Rubber Cutback #2**	203.2
Major Diameter	125.48	Tube O.D.	196.9
Head Diameter	120.65	Tube I.D.	158.8
Weight (kg)	347	Weight (kg)	543
Material	17-4SS	Number of Stages	5.3
Thread Form**	3 1/2 API IF		

*Pending production measurements

** Alternate or custom thread forms and cutbacks are available upon request

PERFORMANCE SPECIFICATIONS						
			NBR-1A	XR	HR	XP
Torque Slope	2.195 Nm/kPa	Max. Diff. Press. (kPa)	5516	8205	8205	9170
Flow Range	1514 to 3407 Litre/min	Max. Torque (Nm)	12040	18046	18046	20053
RPG	0.067 rev/litre	Stall Diff. Press. (kPa)	8205	12342	12342	13721
Speed Range	101 to 228 RPM	Stall Torque (Nm)	18046	27076	27076	30086
Off Bottom Press.	1379 kPa	Max. Recommended (kW)	227	341	341	379
		kPa Per Stage	1034	1551	1551	1724
		kPa Per Cavity	241	365	365	407
		Temperature Slope (mm/°C)	0.0231	0.0173	0.0182	0.0182



Operating a power section above the maximum recommended differential pressure will reduce stator life. Performance curves are for reference only. Actual power section performance may vary depending on the down hole temperature and rotor/stator fit. Performance data are subject to change without notice. Power calculation is based on maximum RPM and full torque. Stator sizes subject to change without notice.