



POWER SECTION

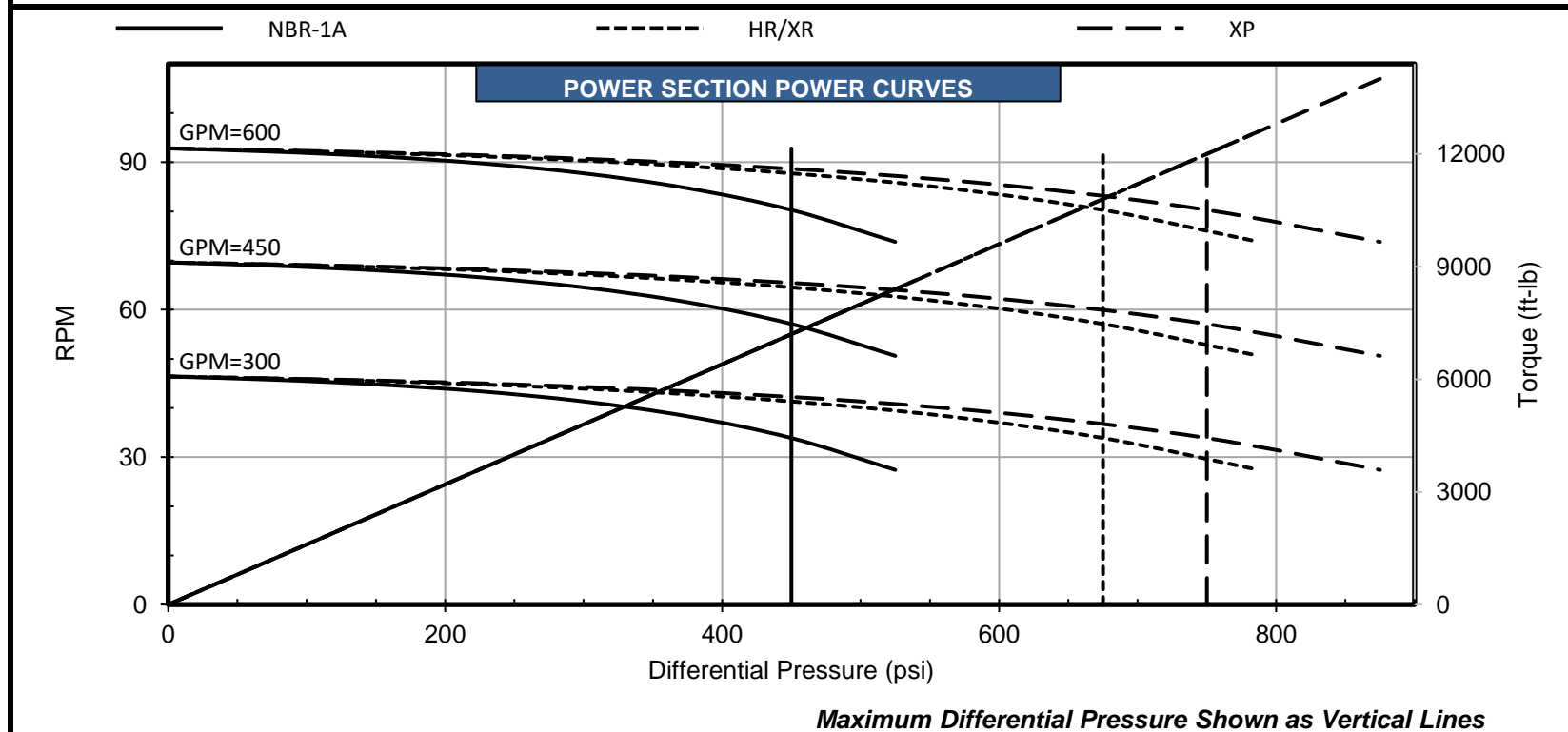
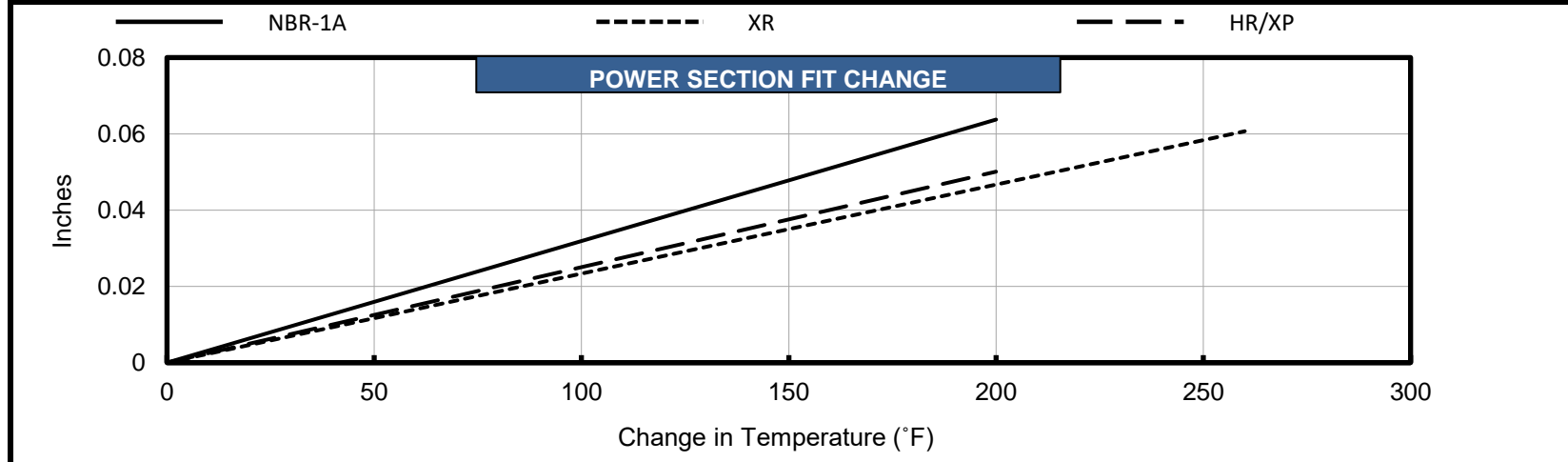
FIT INFORMATION - MINOR DIAMETER (in)				
Stator Size	NBR-1A	DynaPower		
		XR	HR	XP
1 Undersize			4.034	4.033*
Standard	4.045	4.060	4.045	4.045*
1 Oversize	4.064	4.059*	4.059	4.059*
2 Oversize			4.078	4.078*
Nominal Fit at 75°F				
1 Undersize			0.026	0.027*
Standard	0.015	0.000	0.015	0.015*
1 Oversize	-0.004	0.001*	0.001	0.001*
2 Oversize			-0.018	-0.018*

ROTOR SPECIFICATIONS		STATOR SPECIFICATIONS	
	(in)		(in)
Overall Length	197.5	Overall Length	204.0
Contour Length	191.0	Rubber Cutback #1**	7.5
Eccentricity	0.255	Rubber Cutback #2**	7.5
Major Diameter	4.570	Tube O.D.	6.75
Head Diameter	4.000	Tube I.D.	5.50
Weight (lb)	570	Weight (lb)	795
Material	17-4SS	Number of Stages	3.0
Thread Form**	2 7/8 API REG		

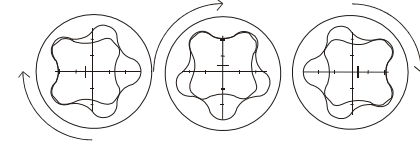
*Pending production measurements

** Alternate or custom thread forms and cutbacks are available upon request

PERFORMANCE SPECIFICATIONS							
			NBR-1A	XR	HR	XP	
Torque Slope	16.001 ft-lb/psi	Max. Diff. Press. (psi)	450	680	680	750	
Flow Range	300 to 600 GPM	Max. Torque (ft-lb)	7200	10800	10800	12000	
RPG	0.155 rev/gal	Stall Diff. Press. (psi)	680	1010	1010	1130	
Speed Range	46 to 93 RPM	Stall Torque (ft-lb)	10800	16200	16200	18000	
Off Bottom Press.	87 psi	Max. Recommended (HP)	110	165	165	183	
		PSI Per Stage	150	225	225	250	
		PSI Per Cavity	26	40	40	44	
		Temperature Slope (in/°F)	0.000319	0.000233	0.000250	0.000250	



Operating a power section above the maximum recommended differential pressure will reduce stator life. Performance curves are for reference only. Actual power section performance may vary depending on the down hole temperature and rotor/stator fit. Performance data are subject to change without notice. Power calculation is based on maximum RPM and full torque. Stator sizes subject to change without notice.



POWER SECTION

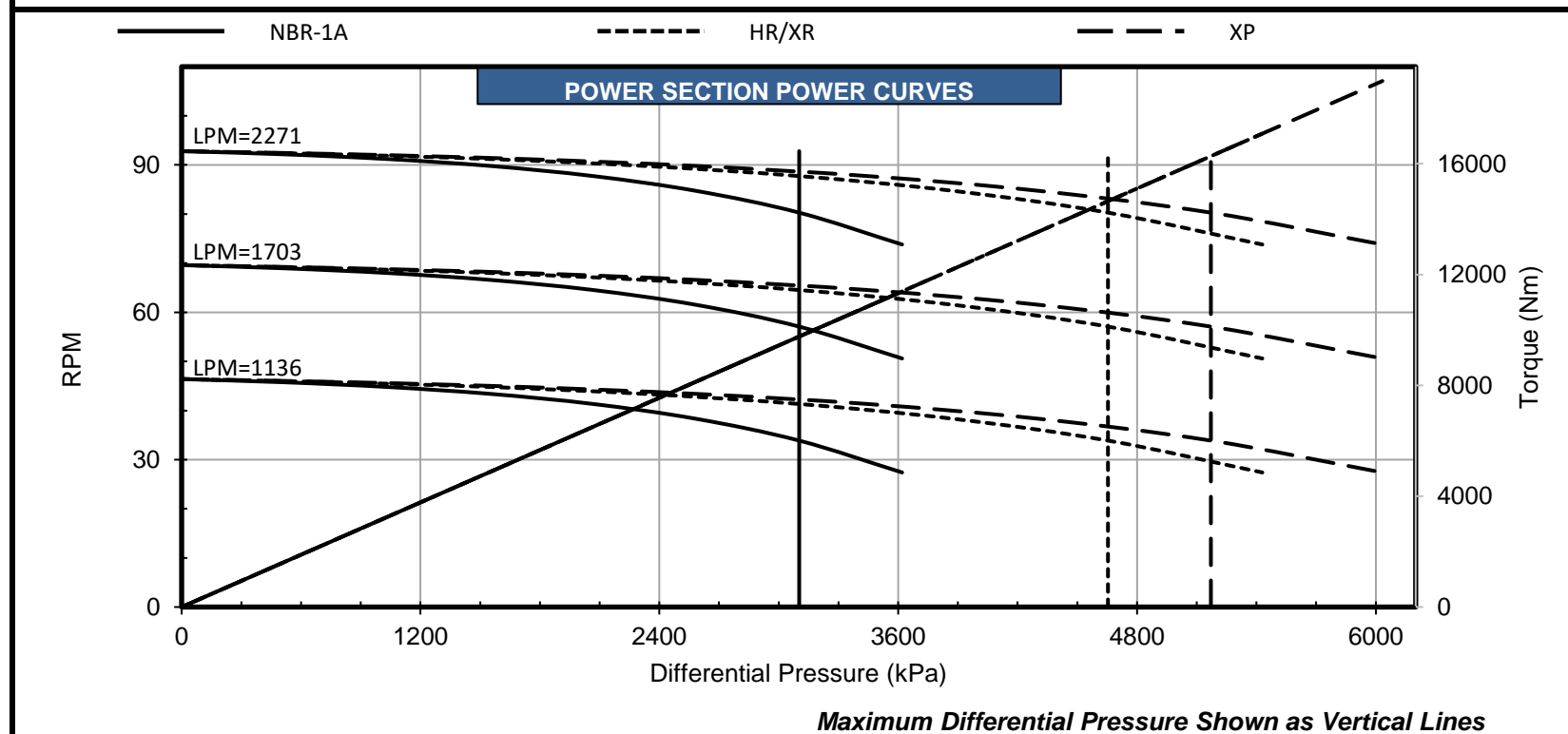
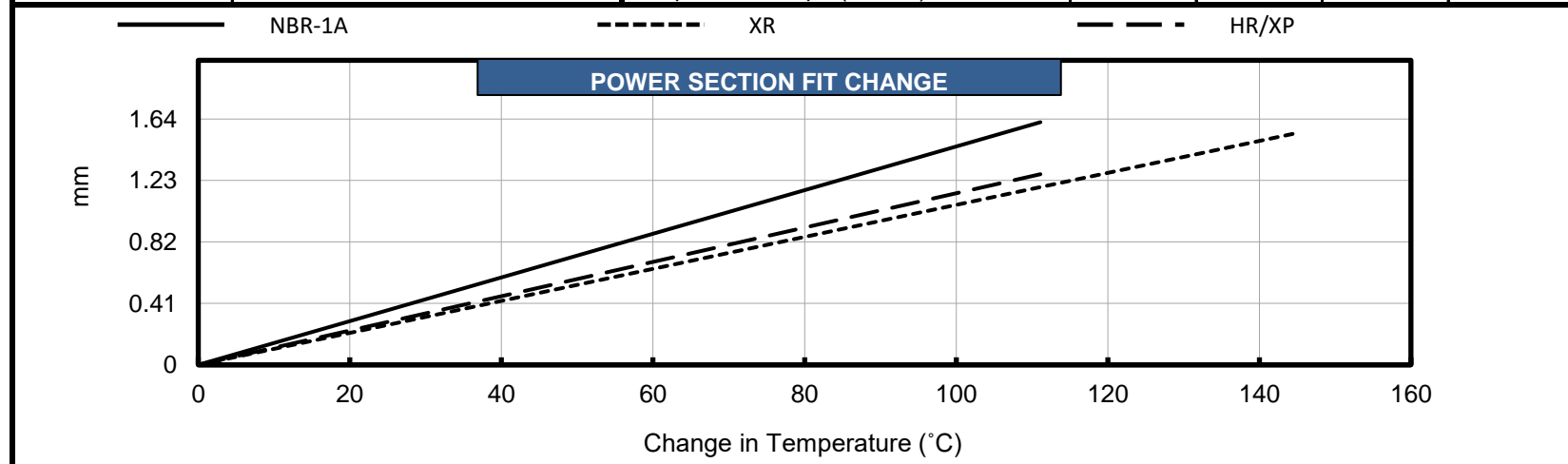
FIT INFORMATION - MINOR DIAMETER (mm)				
Stator Size	NBR-1A	DynaPower		
		XR	HR	XP
1 Undersize			102.46	102.44*
Standard	102.74	103.12	102.74	102.74*
1 Oversize	103.23	103.10*	103.10	103.10*
2 Oversize			103.58	103.58*
Nominal Fit at 75°F				
1 Undersize			0.66	0.69*
Standard	0.38	0.00	0.38	0.38*
1 Oversize	-0.10	0.03*	0.03	0.03*
2 Oversize			-0.46	-0.46*

ROTOR SPECIFICATIONS		STATOR SPECIFICATIONS	
	(mm)		(mm)
Overall Length	5016.5	Overall Length	5181.6
Contour Length	4851.4	Rubber Cutback #1**	190.5
Eccentricity	6.48	Rubber Cutback #2**	190.5
Major Diameter	116.08	Tube O.D.	171.5
Head Diameter	101.60	Tube I.D.	139.7
Weight (kg)	259	Weight (kg)	361
Material	17-4SS	Number of Stages	3.0
Thread Form**	2 7/8 API REG		

*Pending production measurements

** Alternate or custom thread forms and cutbacks are available upon request

PERFORMANCE SPECIFICATIONS						
			NBR-1A	XR	HR	XP
Torque Slope	3.146 Nm/kPa	Max. Diff. Press. (kPa)	3103	4688	4688	5171
Flow Range	1136 to 2271 Litre/min	Max. Torque (Nm)	9762	14643	14643	16270
RPG	0.041 rev/litre	Stall Diff. Press. (kPa)	4688	6964	6964	7791
Speed Range	46 to 93 RPM	Stall Torque (Nm)	14643	21964	21964	24405
Off Bottom Press.	600 kPa	Max. Recommended (kW)	82	123	123	137
		kPa Per Stage	1034	1551	1551	1724
		kPa Per Cavity	179	276	276	303
		Temperature Slope (mm/°C)	0.0146	0.0107	0.0114	0.0114



Maximum Differential Pressure Shown as Vertical Lines

Operating a power section above the maximum recommended differential pressure will reduce stator life. Performance curves are for reference only. Actual power section performance may vary depending on the down hole temperature and rotor/stator fit. Performance data are subject to change without notice. Power calculation is based on maximum RPM and full torque. Stator sizes subject to change without notice.