



## POWER SECTION

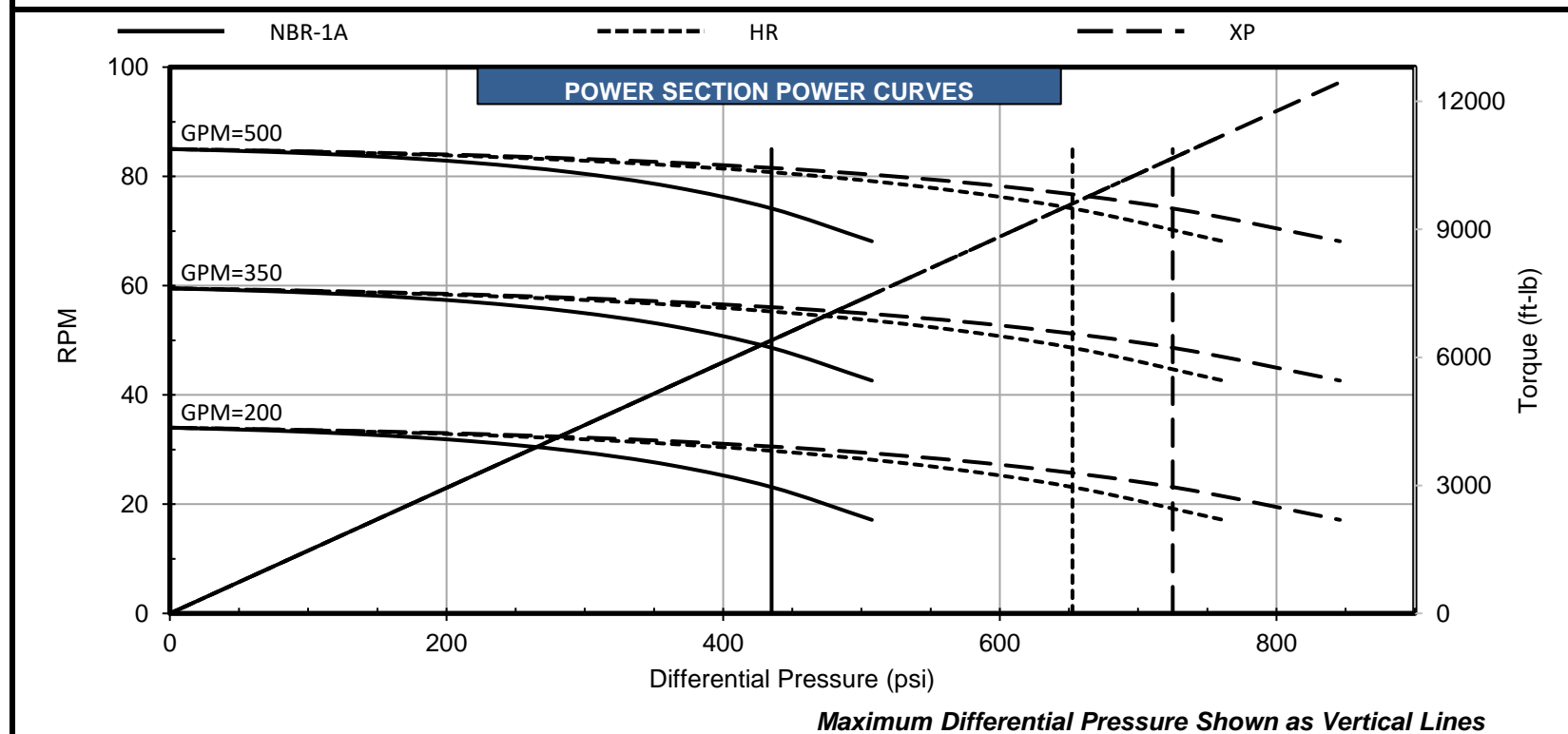
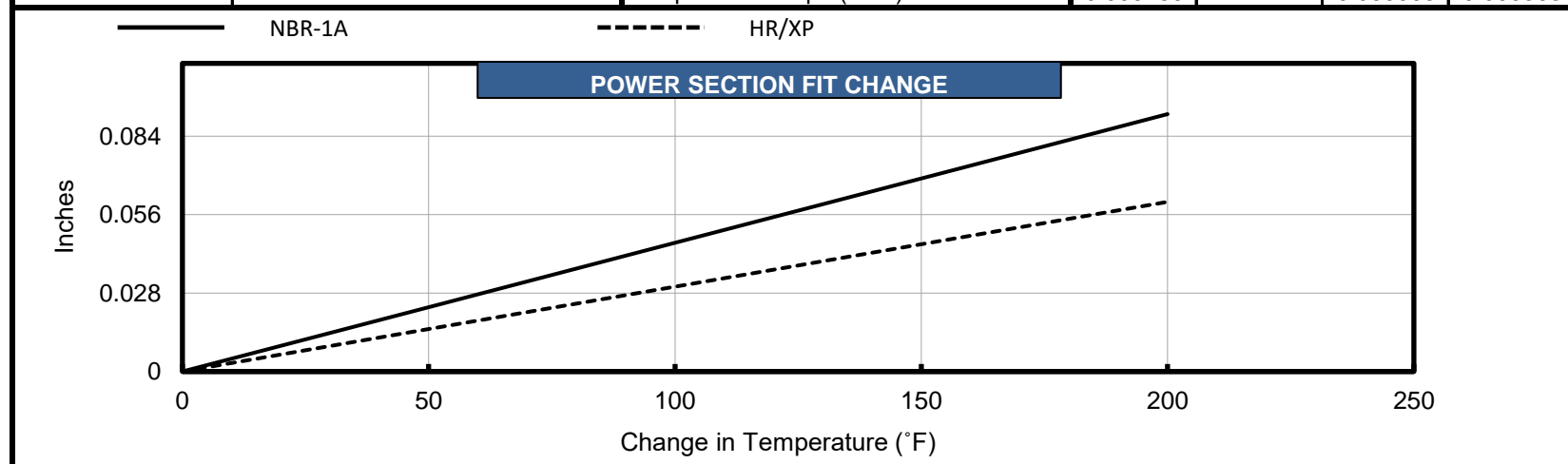
FIT INFORMATION - MINOR DIAMETER (in)				
Stator Size	NBR-1A	DynaPower		
		XR	HR	XP
1 Undersize				
Standard	3.739		3.744	3.744*
1 Oversize				
2 Oversize				
Nominal Fit at 75°F				
1 Undersize				
Standard	-0.002		-0.007	-0.007*
1 Oversize				
2 Oversize				

ROTOR SPECIFICATIONS		STATOR SPECIFICATIONS	
	(in)		(in)
Overall Length	220.8	Overall Length	228.8
Contour Length	214.3	Rubber Cutback #1**	8.0
Eccentricity	0.233	Rubber Cutback #2**	8.0
Major Diameter	4.203	Tube O.D.	6.75
Head Diameter	4.000	Tube I.D.	5.31
Weight (lb)	570	Weight (lb)	954
Material	17-4SS	Number of Stages	2.9
Thread Form**	2 3/8 or 2 7/8 API REG		

\*Pending production measurements

\*\* Alternate or custom thread forms and cutbacks are available upon request

PERFORMANCE SPECIFICATIONS						
			NBR-1A	XR	HR	XP
Torque Slope	14.713 ft-lb/psi	Max. Diff. Press. (psi)	440		650	730
Flow Range	200 to 500 GPM	Max. Torque (ft-lb)	6400		9600	10670
RPG	0.170 rev/gal	Stall Diff. Press. (psi)	650		980	1090
Speed Range	34 to 85 RPM	Stall Torque (ft-lb)	9600		14400	16000
Off Bottom Press.	56 psi	Max. Recommended (HP)	90		135	151
		PSI Per Stage	150		225	250
		PSI Per Cavity	27		40	45
		Temperature Slope (in/°F)	0.000459		0.000303	0.000303



Operating a power section above the maximum recommended differential pressure will reduce stator life. Performance curves are for reference only. Actual power section performance may vary depending on the down hole temperature and rotor/stator fit. Performance data are subject to change without notice. Power calculation is based on maximum RPM and full torque. Stator sizes subject to change without notice.



## POWER SECTION

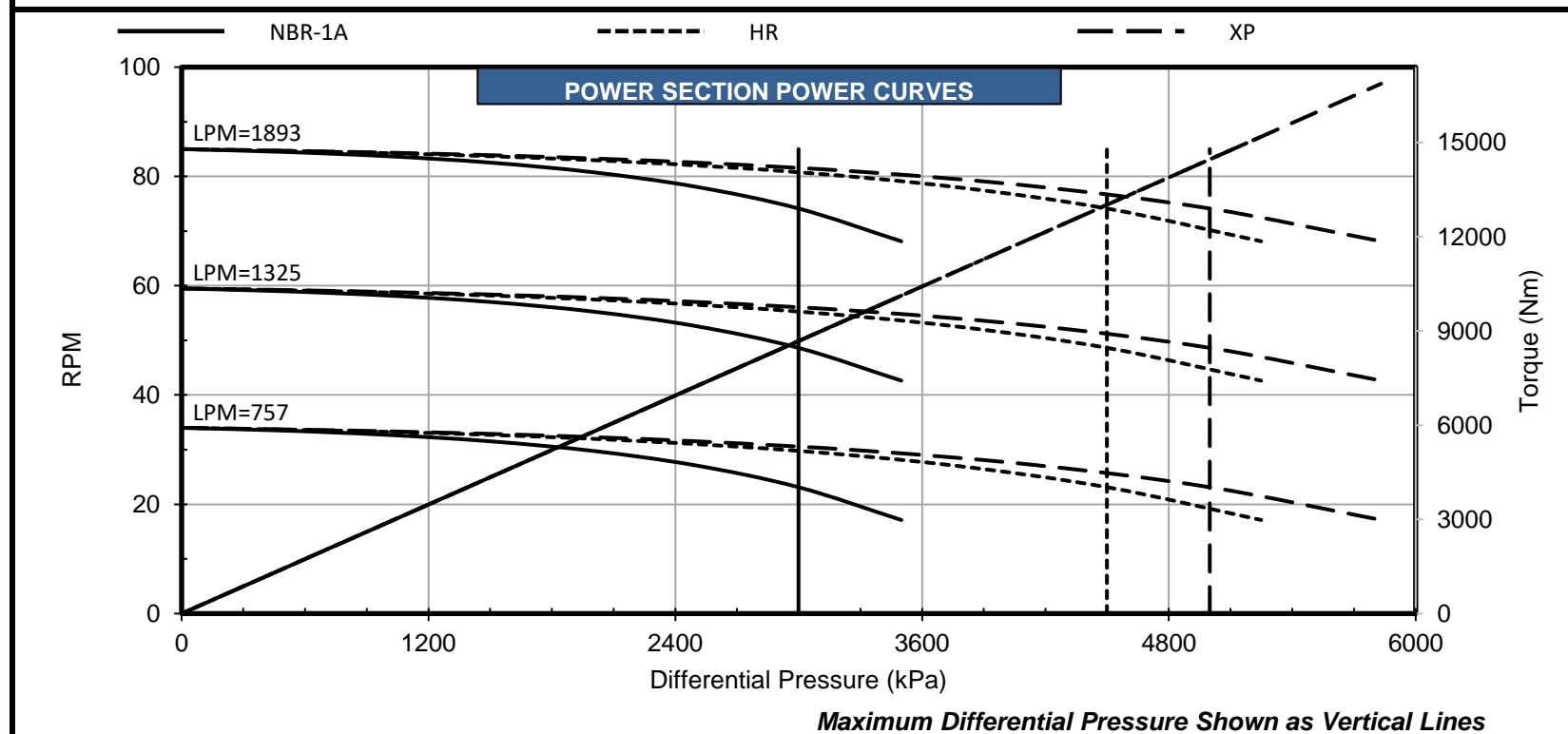
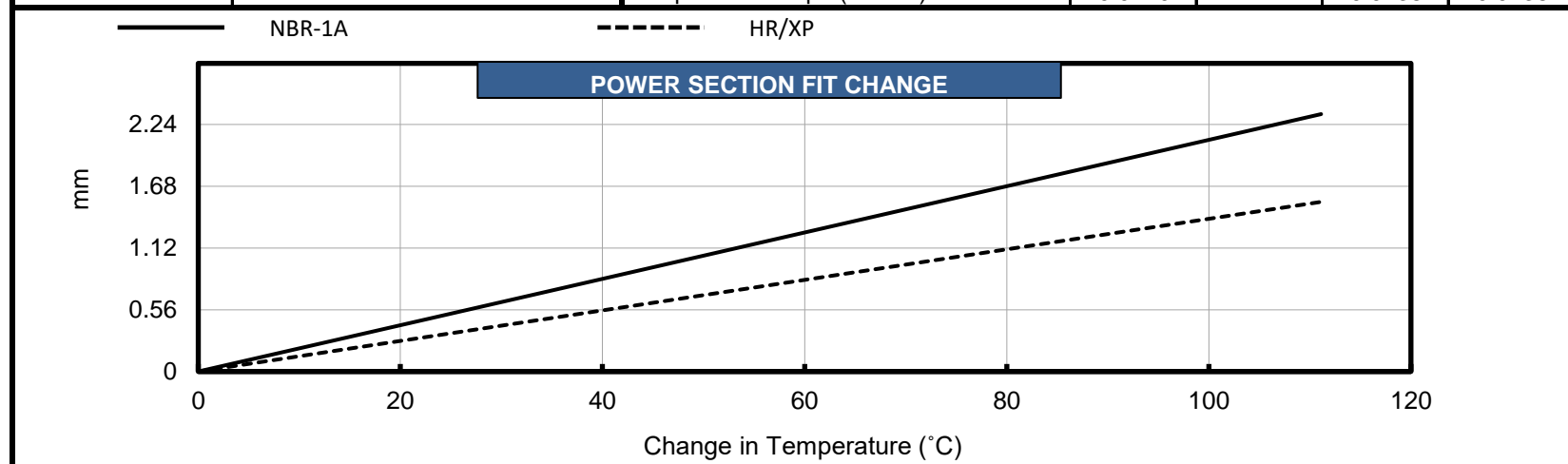
FIT INFORMATION - MINOR DIAMETER (mm)				
Stator Size	NBR-1A	DynaPower		
		XR	HR	XP
1 Undersize				
Standard	94.97		95.10	95.10*
1 Oversize				
2 Oversize				
Nominal Fit at 75°F				
1 Undersize				
Standard	-0.05		-0.18	-0.18*
1 Oversize				
2 Oversize				

ROTOR SPECIFICATIONS		STATOR SPECIFICATIONS	
	(mm)		(mm)
Overall Length	5608.3	Overall Length	5811.5
Contour Length	5443.2	Rubber Cutback #1**	203.2
Eccentricity	5.91	Rubber Cutback #2**	203.2
Major Diameter	106.76	Tube O.D.	171.5
Head Diameter	101.60	Tube I.D.	134.9
Weight (kg)	259	Weight (kg)	433
Material	17-4SS	Number of Stages	2.9
Thread Form**	2 3/8 or 2 7/8 API REG		

\*Pending production measurements

\*\* Alternate or custom thread forms and cutbacks are available upon request

PERFORMANCE SPECIFICATIONS						
			NBR-1A	XR	HR	XP
Torque Slope	2.893 Nm/kPa	Max. Diff. Press. (kPa)	3034		4482	5033
Flow Range	757 to 1893 Litre/min	Max. Torque (Nm)	8677		13016	14467
RPG	0.045 rev/litre	Stall Diff. Press. (kPa)	4482		6757	7515
Speed Range	34 to 85 RPM	Stall Torque (Nm)	13016		19524	21693
Off Bottom Press.	386 kPa	Max. Recommended (kW)	67		101	112
		kPa Per Stage	1034		1551	1724
		kPa Per Cavity	186		276	310
		Temperature Slope (mm/°C)	0.0210		0.0138	0.0138



Operating a power section above the maximum recommended differential pressure will reduce stator life. Performance curves are for reference only. Actual power section performance may vary depending on the down hole temperature and rotor/stator fit. Performance data are subject to change without notice. Power calculation is based on maximum RPM and full torque. Stator sizes subject to change without notice.