

## POWER SECTION

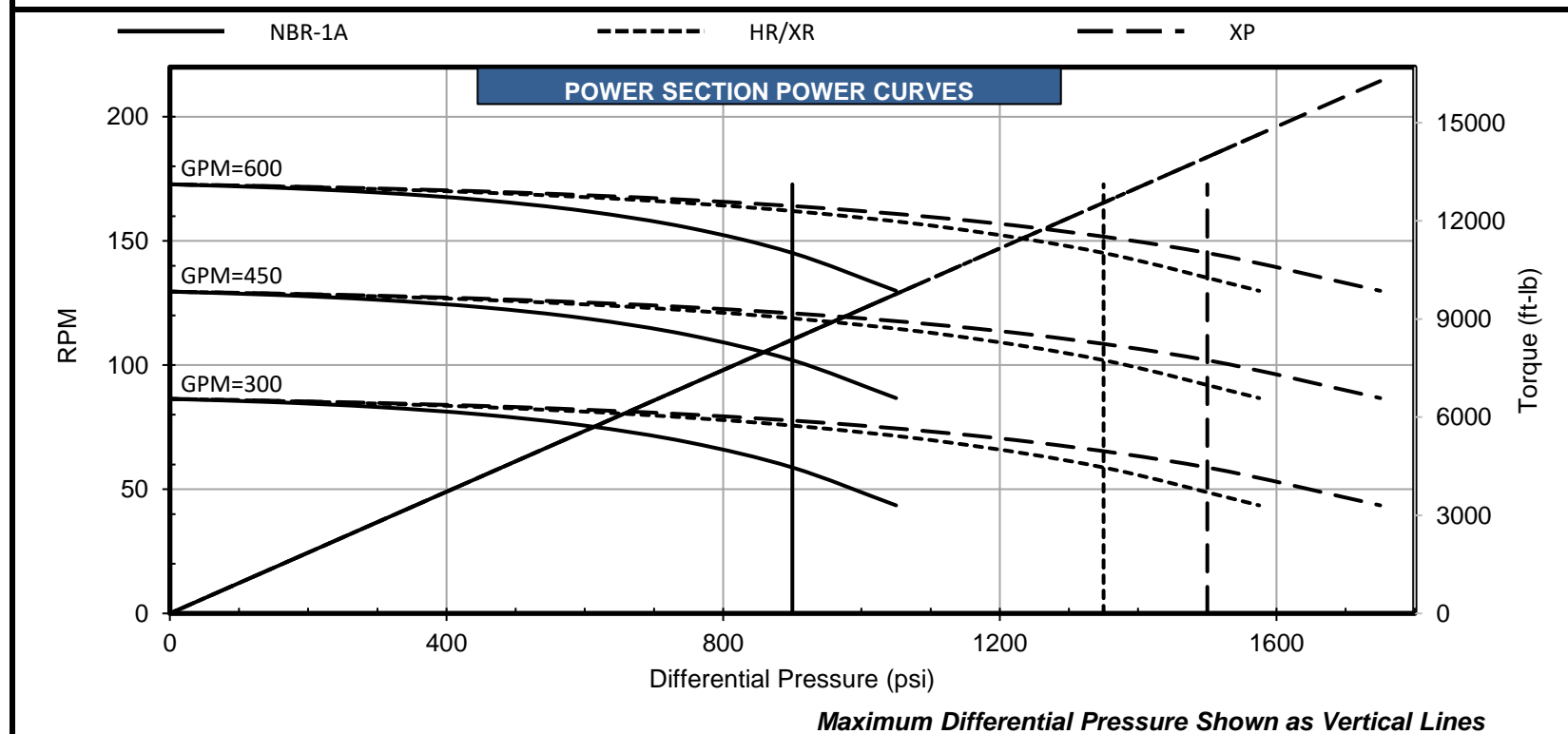
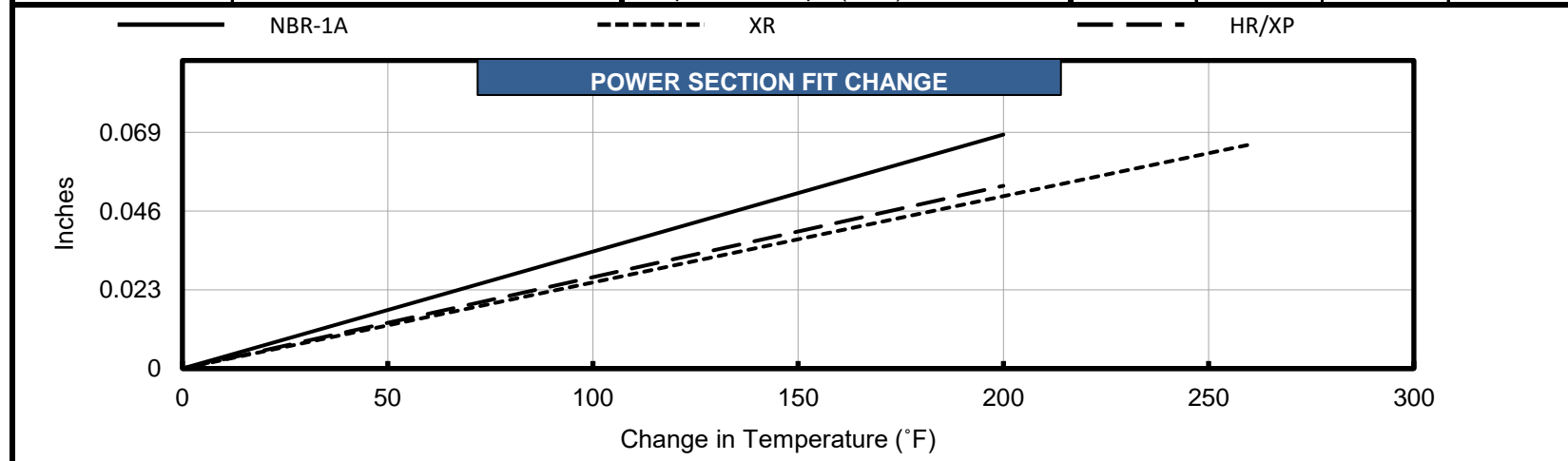
FIT INFORMATION - MINOR DIAMETER (in)				
Stator Size	NBR-1A	DynaPower		
		XR	HR	XP
1 Undersize				
Standard	3.977	3.995*	3.995	3.992
1 Oversize	4.003	4.023*	4.023	4.023*
2 Oversize				
Nominal Fit at 75°F				
1 Undersize				
Standard	0.031	0.013*	0.013	0.016
1 Oversize	0.005	-0.015*	-0.015	-0.015*
2 Oversize				

ROTOR SPECIFICATIONS		STATOR SPECIFICATIONS	
	(in)		(in)
Overall Length	223.0	Overall Length	232.0
Contour Length	217.0	Rubber Cutback #1**	8.0
Eccentricity	0.256	Rubber Cutback #2**	8.0
Major Diameter	4.520	Tube O.D.	6.50
Head Diameter	4.500	Tube I.D.	5.40
Weight (lb)	723	Weight (lb)	740
Material	17-4SS	Number of Stages	6.0
Thread Form**	2 7/8 API REG		

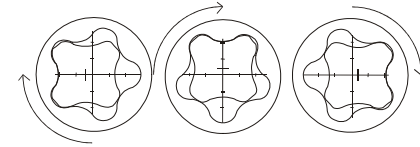
\*Pending production measurements

\*\* Alternate or custom thread forms and cutbacks are available upon request

PERFORMANCE SPECIFICATIONS					
		NBR-1A	XR	HR	XP
Torque Slope	9.300 ft-lb/psi	900	1350	1350	1500
Flow Range	300 to 600 GPM	8370	12560	12560	13950
RPG	0.288 rev/gal	1350	2030	2030	2250
Speed Range	86 to 173 RPM	12560	18830	18830	20930
Off Bottom Press.	155 psi	231	347	347	386
		150	225	225	250
		22	33	33	37
		0.000342	0.000252	0.000267	0.000267



Operating a power section above the maximum recommended differential pressure will reduce stator life. Performance curves are for reference only. Actual power section performance may vary depending on the down hole temperature and rotor/stator fit. Performance data are subject to change without notice. Power calculation is based on maximum RPM and full torque. Stator sizes subject to change without notice.



## POWER SECTION

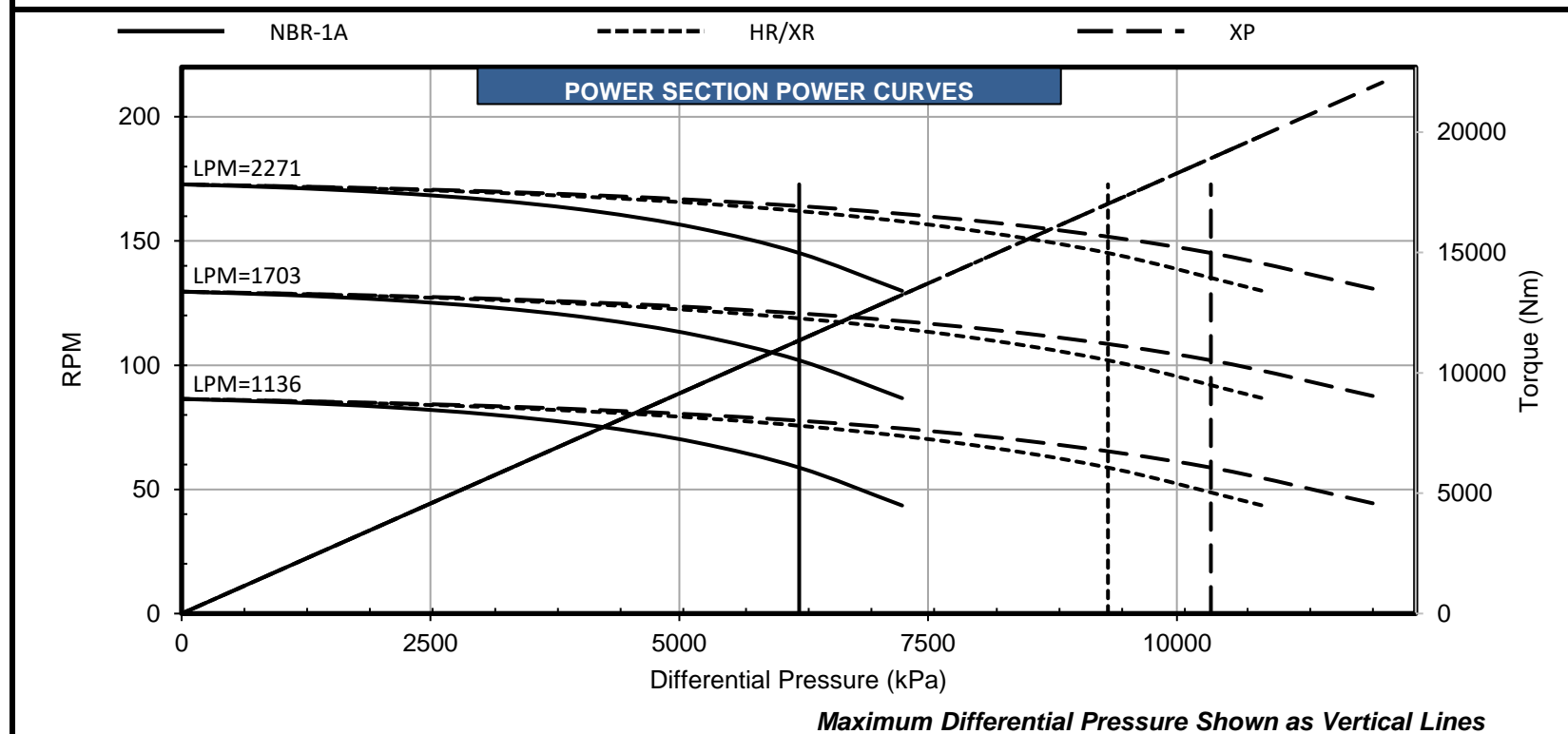
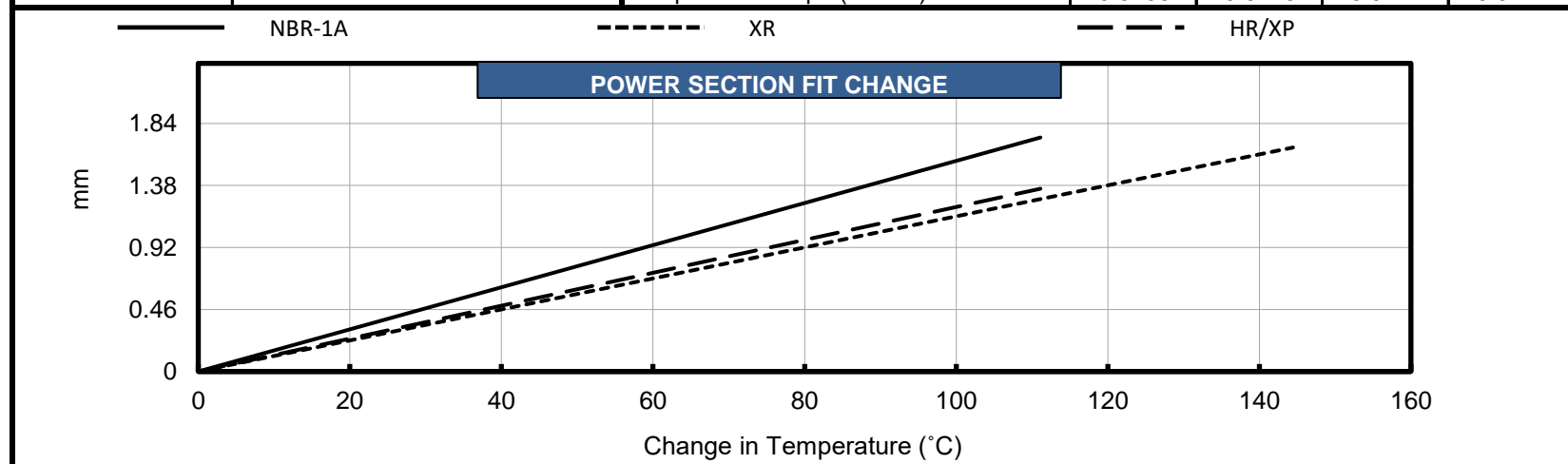
FIT INFORMATION - MINOR DIAMETER (mm)				
Stator Size	NBR-1A	DynaPower		
		XR	HR	XP
1 Undersize				
Standard	101.02	101.47*	101.47	101.40
1 Oversize	101.68	102.18*	102.18	102.18*
2 Oversize				
Nominal Fit at 75°F				
1 Undersize				
Standard	0.79	0.33*	0.33	0.41
1 Oversize	0.13	-0.38*	-0.38	-0.38*
2 Oversize				

ROTOR SPECIFICATIONS		STATOR SPECIFICATIONS	
	(mm)		(mm)
Overall Length	5664.2	Overall Length	5892.8
Contour Length	5511.8	Rubber Cutback #1**	203.2
Eccentricity	6.50	Rubber Cutback #2**	203.2
Major Diameter	114.81	Tube O.D.	165.1
Head Diameter	114.30	Tube I.D.	137.2
Weight (kg)	328	Weight (kg)	336
Material	17-4SS	Number of Stages	6.0
Thread Form**	2 7/8 API REG		

\*Pending production measurements

\*\* Alternate or custom thread forms and cutbacks are available upon request

PERFORMANCE SPECIFICATIONS						
			NBR-1A	XR	HR	XP
Torque Slope	1.829 Nm/kPa	Max. Diff. Press. (kPa)	6205	9308	9308	10342
Flow Range	1136 to 2271 Litre/min	Max. Torque (Nm)	11348	17029	17029	18914
RPG	0.076 rev/litre	Stall Diff. Press. (kPa)	9308	13996	13996	15513
Speed Range	86 to 173 RPM	Stall Torque (Nm)	17029	25530	25530	28377
Off Bottom Press.	1069 kPa	Max. Recommended (kW)	173	259	259	288
		kPa Per Stage	1034	1551	1551	1724
		kPa Per Cavity	152	228	228	255
		Temperature Slope (mm/°C)	0.0156	0.0115	0.0122	0.0122



Operating a power section above the maximum recommended differential pressure will reduce stator life. Performance curves are for reference only. Actual power section performance may vary depending on the down hole temperature and rotor/stator fit. Performance data are subject to change without notice. Power calculation is based on maximum RPM and full torque. Stator sizes subject to change without notice.