



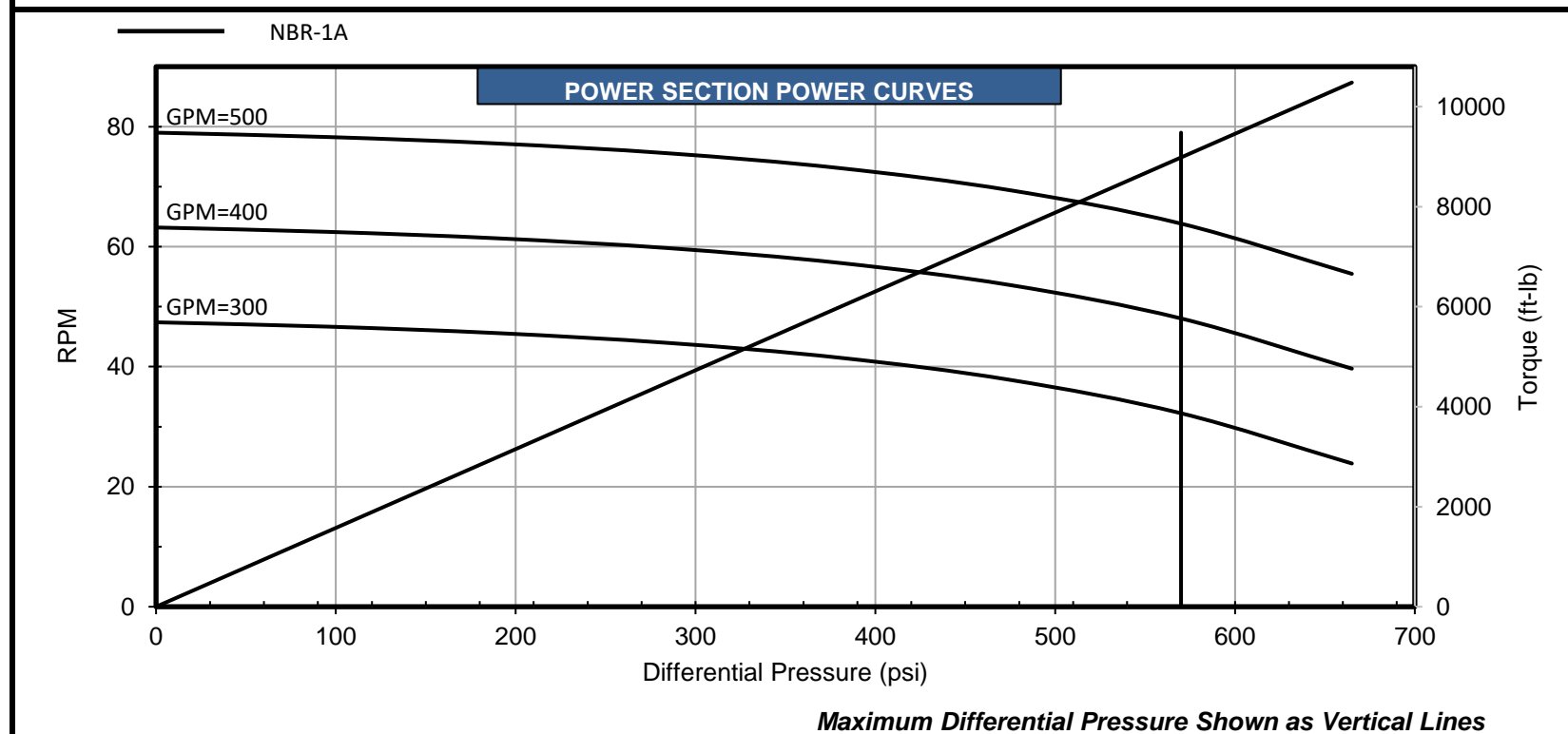
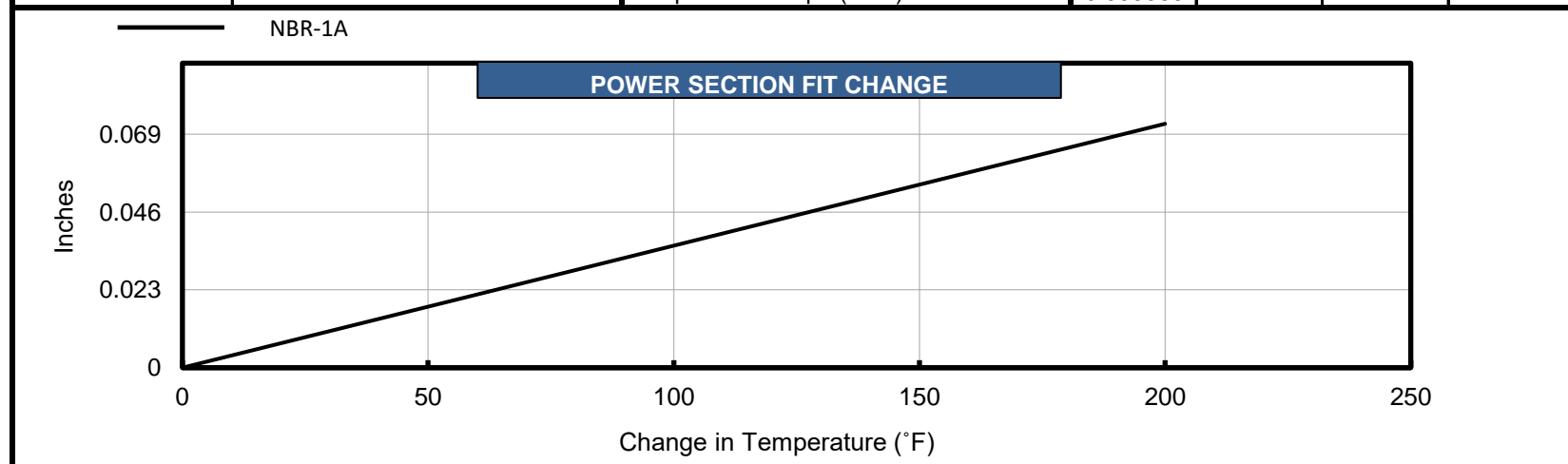
POWER SECTION

FIT INFORMATION - MINOR DIAMETER (in)				
Stator Size	NBR-1A	DynaPower		
		XR	HR	XP
1 Undersize				
Standard	3.731			
1 Oversize				
2 Oversize				
Nominal Fit at 75°F				
1 Undersize				
Standard	0.005			
1 Oversize				
2 Oversize				

ROTOR SPECIFICATIONS		STATOR SPECIFICATIONS	
	(in)		(in)
Overall Length	291.8	Overall Length	299.8
Contour Length	285.3	Rubber Cutback #1**	8.0
Eccentricity	0.235	Rubber Cutback #2**	8.0
Major Diameter	4.205	Tube O.D.	6.50
Head Diameter	4.000	Tube I.D.	5.00
Weight (lb)	847	Weight (lb)	1080
Material	17-4SS	Number of Stages	3.8
Thread Form**	2 7/8 API REG		

** Alternate or custom thread forms and cutbacks are available upon request

PERFORMANCE SPECIFICATIONS						
			NBR-1A	XR	HR	XP
Torque Slope	15.762 ft-lb/psi	Max. Diff. Press. (psi)	570			
Flow Range	300 to 500 GPM	Max. Torque (ft-lb)	8980			
RPG	0.158 rev/gal	Stall Diff. Press. (psi)	860			
Speed Range	47 to 79 RPM	Stall Torque (ft-lb)	13480			
Off Bottom Press.	140 psi	Max. Recommended (HP)	109			
		PSI Per Stage	150			
		PSI Per Cavity	24			
		Temperature Slope (in/°F)	0.000360			



Operating a power section above the maximum recommended differential pressure will reduce stator life. Performance curves are for reference only. Actual power section performance may vary depending on the down hole temperature and rotor/stator fit. Performance data are subject to change without notice. Power calculation is based on maximum RPM and full torque. Stator sizes subject to change without notice.



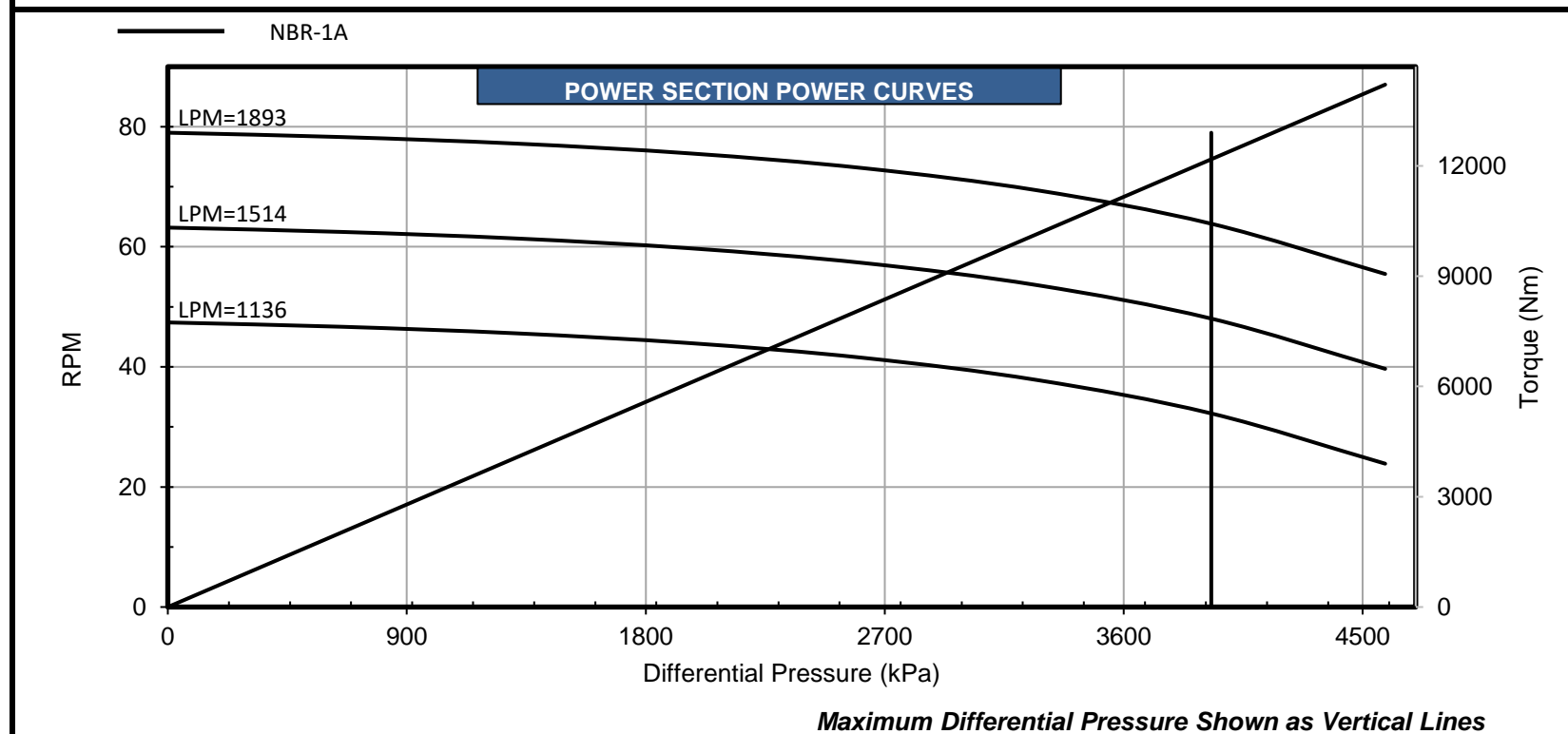
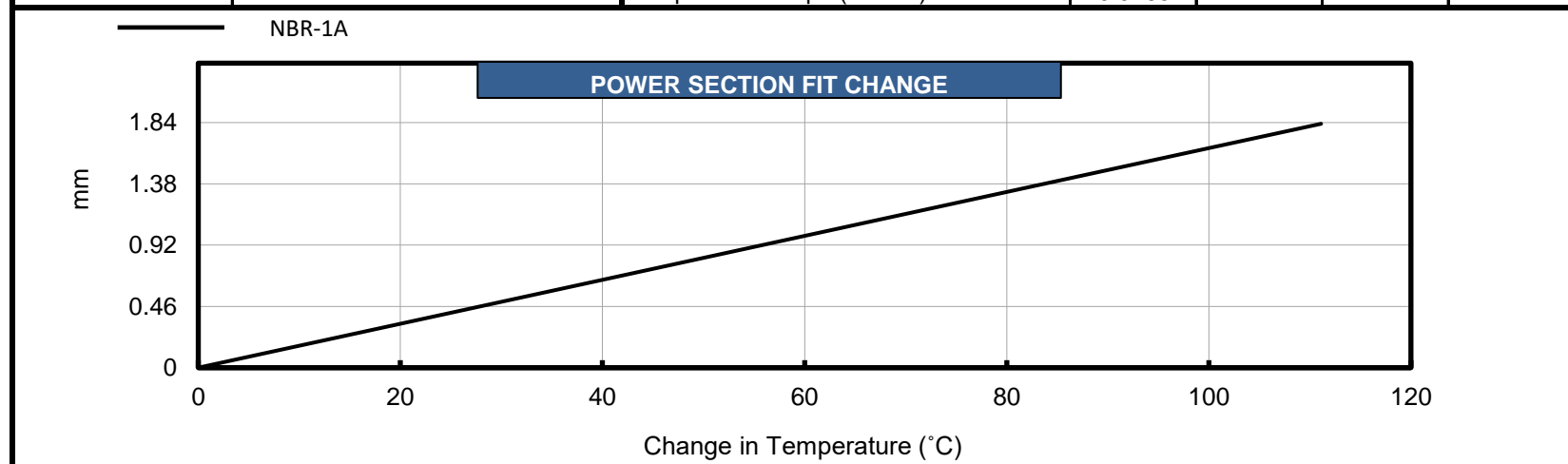
POWER SECTION

FIT INFORMATION - MINOR DIAMETER (mm)				
Stator Size	NBR-1A	DynaPower		
		XR	HR	XP
1 Undersize				
Standard	94.77			
1 Oversize				
2 Oversize				
Nominal Fit at 75°F				
1 Undersize				
Standard	0.13			
1 Oversize				
2 Oversize				

ROTOR SPECIFICATIONS		STATOR SPECIFICATIONS	
	(mm)		(mm)
Overall Length	7411.7	Overall Length	7614.9
Contour Length	7246.6	Rubber Cutback #1**	203.2
Eccentricity	5.96	Rubber Cutback #2**	203.2
Major Diameter	106.81	Tube O.D.	165.1
Head Diameter	101.60	Tube I.D.	127.0
Weight (kg)	384	Weight (kg)	490
Material	17-4SS	Number of Stages	3.8
Thread Form**	2 7/8 API REG		

** Alternate or custom thread forms and cutbacks are available upon request

PERFORMANCE SPECIFICATIONS						
			NBR-1A	XR	HR	XP
Torque Slope	3.100 Nm/kPa	Max. Diff. Press. (kPa)	3930			
Flow Range	1136 to 1893 Litre/min	Max. Torque (Nm)	12175			
RPG	0.042 rev/litre	Stall Diff. Press. (kPa)	5929			
Speed Range	47 to 79 RPM	Stall Torque (Nm)	18276			
Off Bottom Press.	965 kPa	Max. Recommended (kW)	81			
		kPa Per Stage	1034			
		kPa Per Cavity	165			
		Temperature Slope (mm/°C)	0.0165			



Operating a power section above the maximum recommended differential pressure will reduce stator life. Performance curves are for reference only. Actual power section performance may vary depending on the down hole temperature and rotor/stator fit. Performance data are subject to change without notice. Power calculation is based on maximum RPM and full torque. Stator sizes subject to change without notice.