



POWER SECTION

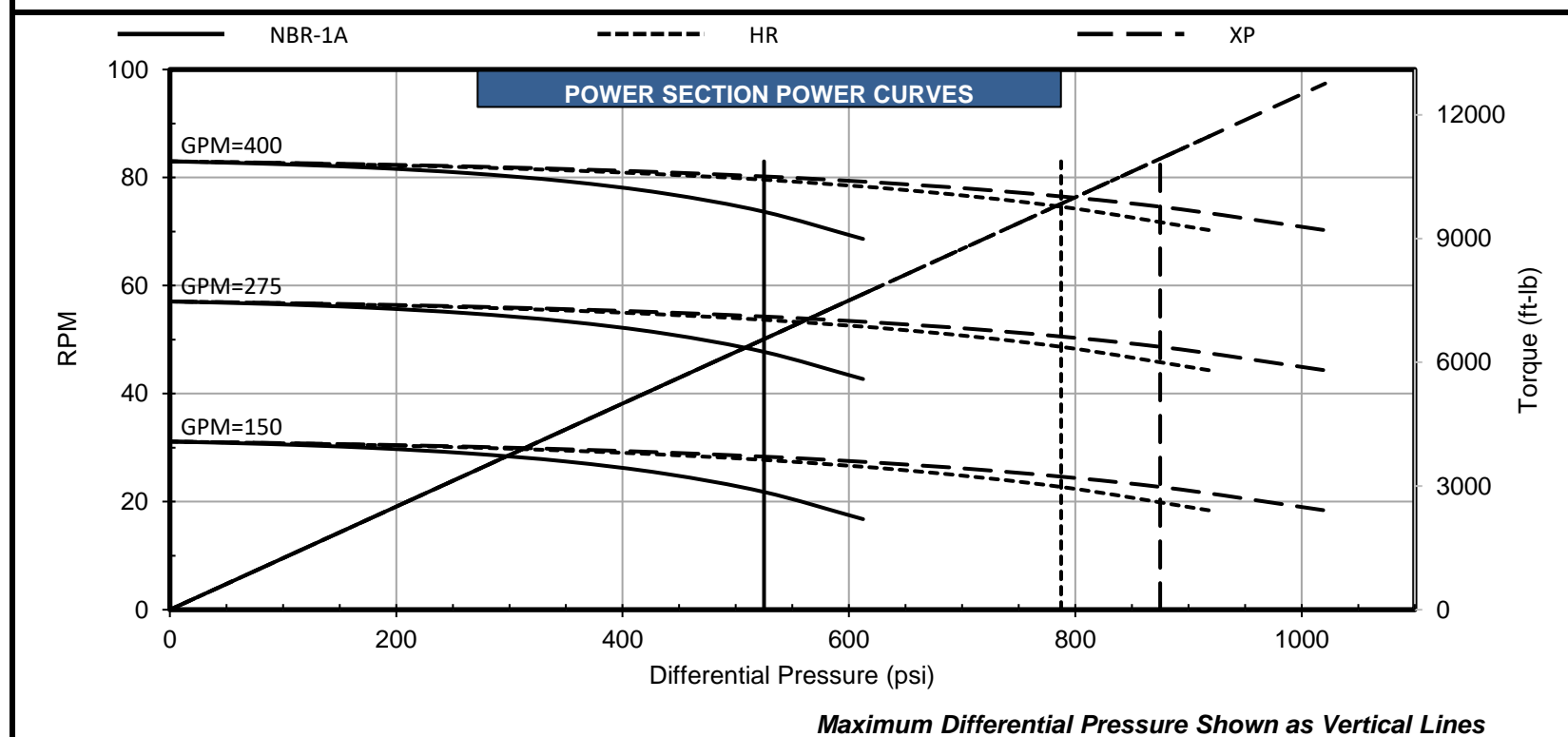
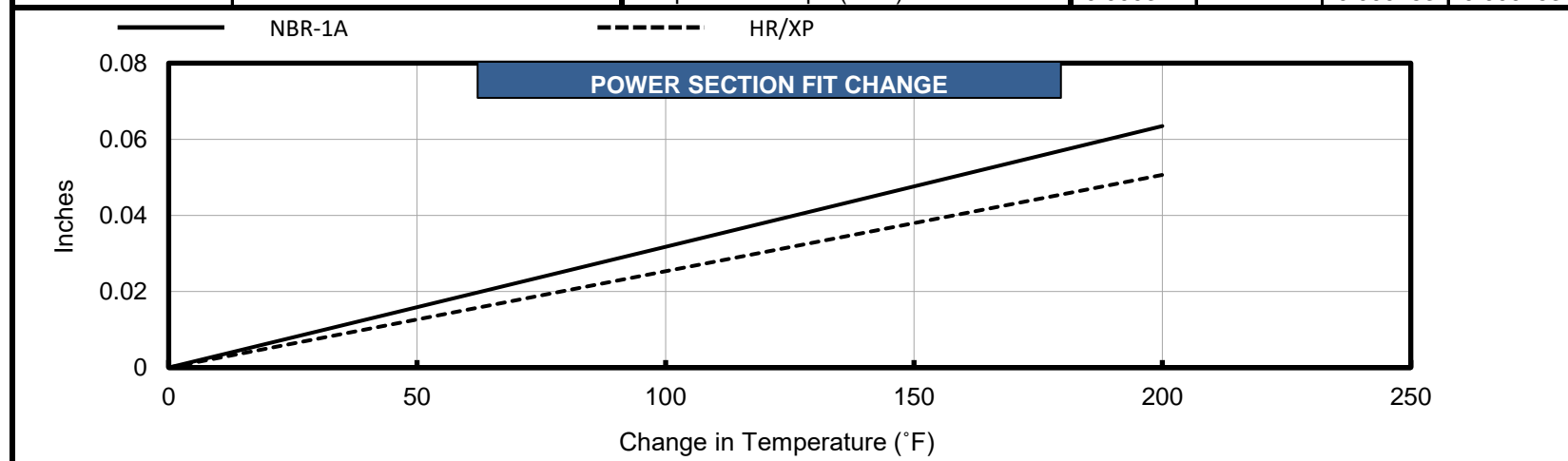
FIT INFORMATION - MINOR DIAMETER (in)				
Stator Size	NBR-1A	DynaPower		
		XR	HR	XP
1 Undersize				
Standard			3.607	3.607*
1 Oversize	3.625			
2 Oversize				
Nominal Fit at 75°F				
1 Undersize				
Standard			0.013	0.013*
1 Oversize	-0.005			
2 Oversize				

ROTOR SPECIFICATIONS		STATOR SPECIFICATIONS	
	(in)		(in)
Overall Length	222.3	Overall Length	231.3
Contour Length	216.3	Rubber Cutback #1**	8.0
Eccentricity	0.225	Rubber Cutback #2**	8.0
Major Diameter	4.070	Tube O.D.	6.50
Head Diameter	3.500	Tube I.D.	5.00
Weight (lb)	602	Weight (lb)	947
Material	17-4SS	Number of Stages	3.5
Thread Form**	2 7/8" API REG		

*Pending production measurements

** Alternate or custom thread forms and cutbacks are available upon request

PERFORMANCE SPECIFICATIONS						
			NBR-1A	XR	HR	XP
Torque Slope	12.500 ft-lb/psi	Max. Diff. Press. (psi)	530		790	880
Flow Range	150 to 400 GPM	Max. Torque (ft-lb)	6560		9840	10940
RPG	0.208 rev/gal	Stall Diff. Press. (psi)	790		1180	1310
Speed Range	31 to 83 RPM	Stall Torque (ft-lb)	9840		14770	16410
Off Bottom Press.	54 psi	Max. Recommended (HP)	92		140	155
		PSI Per Stage	150		225	250
		PSI Per Cavity	25		38	42
		Temperature Slope (in/°F)	0.000317		0.000253	0.000253



Maximum Differential Pressure Shown as Vertical Lines

Operating a power section above the maximum recommended differential pressure will reduce stator life. Performance curves are for reference only. Actual power section performance may vary depending on the down hole temperature and rotor/stator fit. Performance data are subject to change without notice. Power calculation is based on maximum RPM and full torque. Stator sizes subject to change without notice.



POWER SECTION

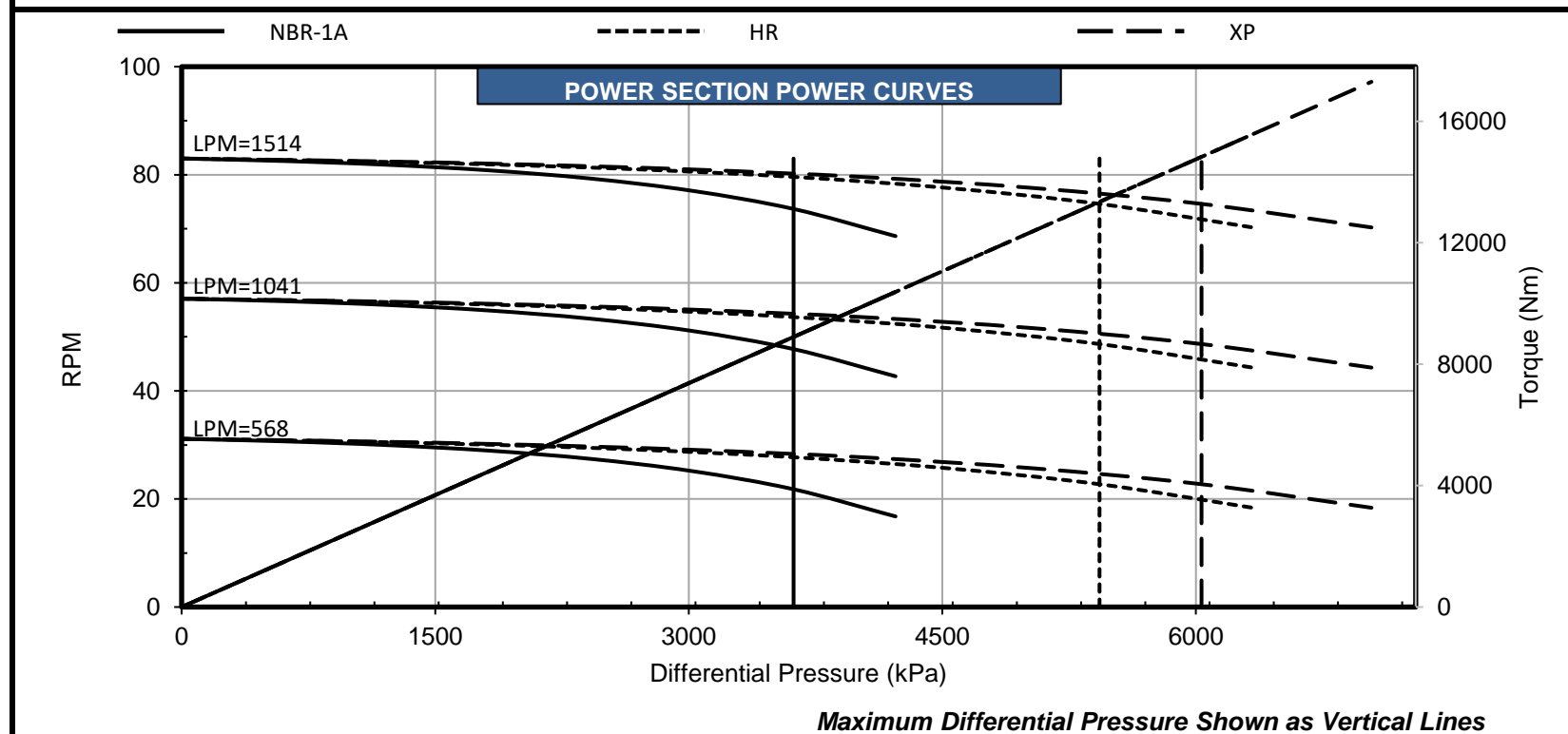
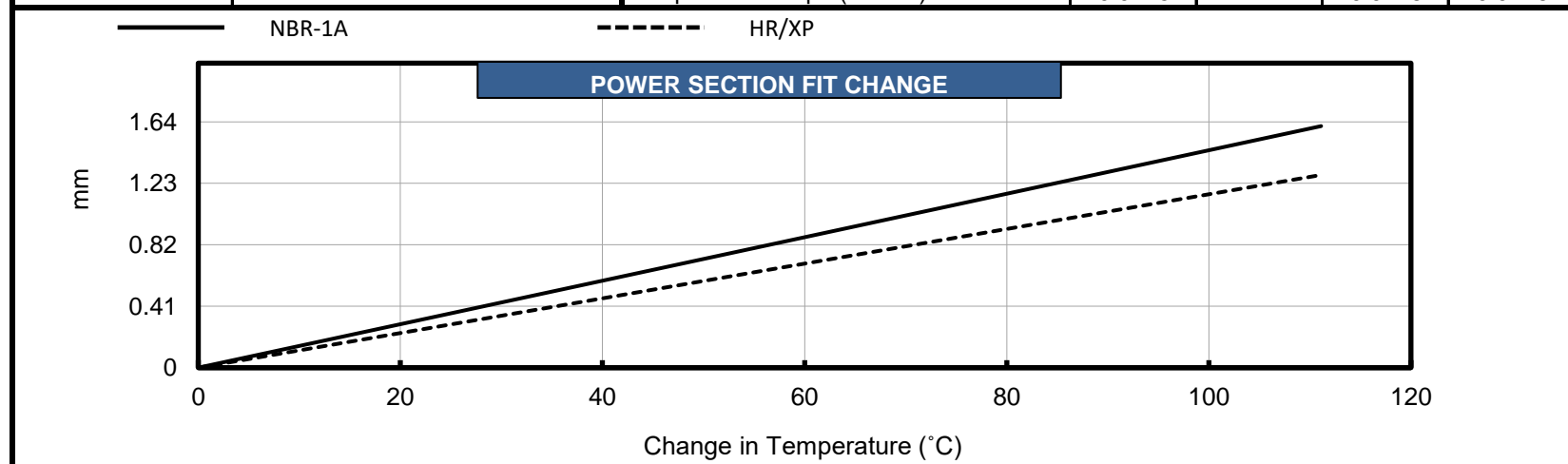
FIT INFORMATION - MINOR DIAMETER (mm)				
Stator Size	NBR-1A	DynaPower		
		XR	HR	XP
1 Undersize				
Standard			91.62	91.62*
1 Oversize	92.08			
2 Oversize				
Nominal Fit at 75°F				
1 Undersize				
Standard			0.33	0.33*
1 Oversize	-0.13			
2 Oversize				

ROTOR SPECIFICATIONS		STATOR SPECIFICATIONS	
	(mm)		(mm)
Overall Length	5646.4	Overall Length	5875.0
Contour Length	5494.0	Rubber Cutback #1**	203.2
Eccentricity	5.72	Rubber Cutback #2**	203.2
Major Diameter	103.38	Tube O.D.	165.1
Head Diameter	88.90	Tube I.D.	127.0
Weight (kg)	273	Weight (kg)	430
Material	17-4SS	Number of Stages	3.5
Thread Form**	2 7/8" API REG		

*Pending production measurements

** Alternate or custom thread forms and cutbacks are available upon request

PERFORMANCE SPECIFICATIONS						
			NBR-1A	XR	HR	XP
Torque Slope	2.458 Nm/kPa	Max. Diff. Press. (kPa)	3654		5447	6067
Flow Range	568 to 1514 Litre/min	Max. Torque (Nm)	8894		13341	14833
RPG	0.055 rev/litre	Stall Diff. Press. (kPa)	5447		8136	9032
Speed Range	31 to 83 RPM	Stall Torque (Nm)	13341		20025	22249
Off Bottom Press.	372 kPa	Max. Recommended (kW)	69		104	116
		kPa Per Stage	1034		1551	1724
		kPa Per Cavity	172		262	290
		Temperature Slope (mm/°C)	0.0145		0.0116	0.0116



Operating a power section above the maximum recommended differential pressure will reduce stator life. Performance curves are for reference only. Actual power section performance may vary depending on the down hole temperature and rotor/stator fit. Performance data are subject to change without notice. Power calculation is based on maximum RPM and full torque. Stator sizes subject to change without notice.