



POWER SECTION

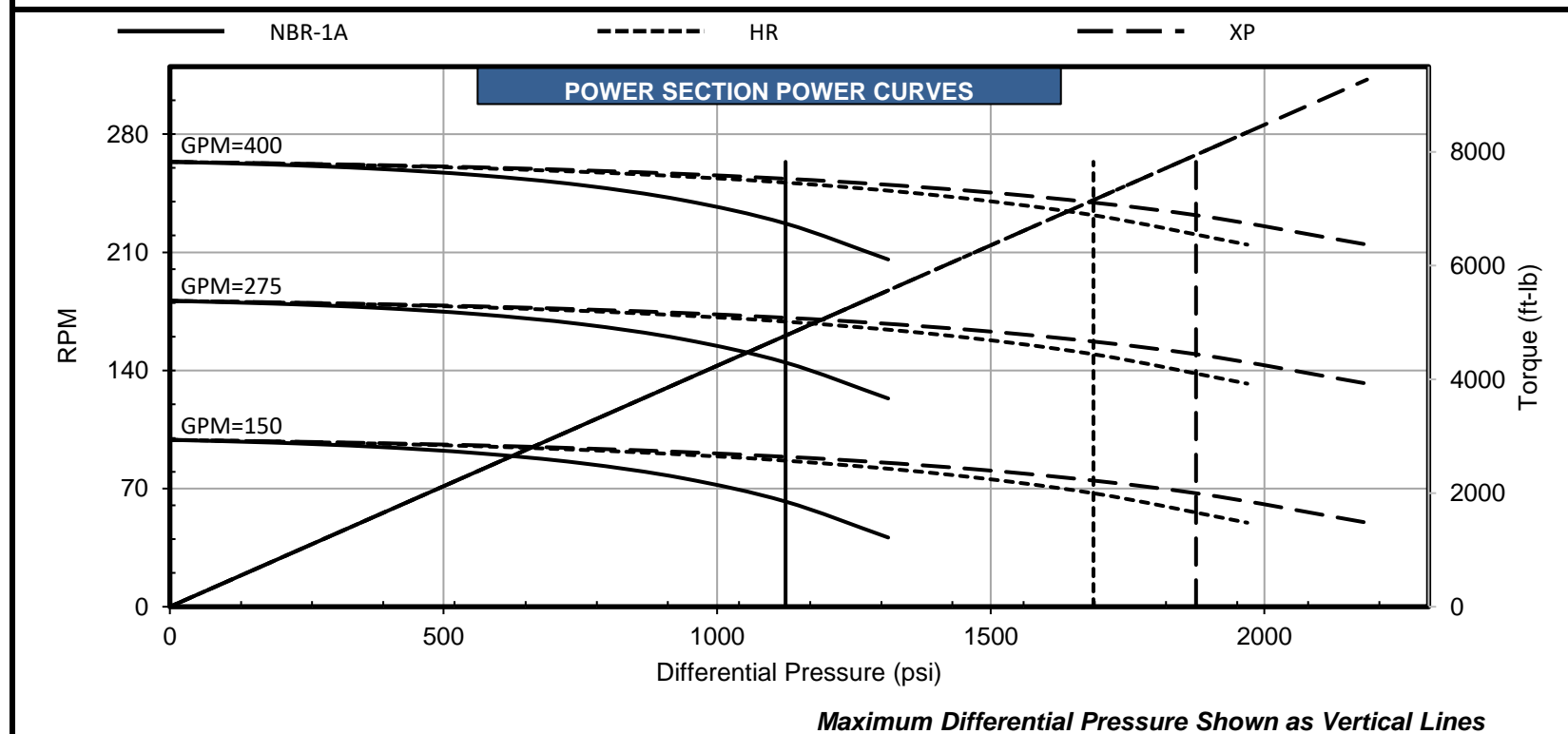
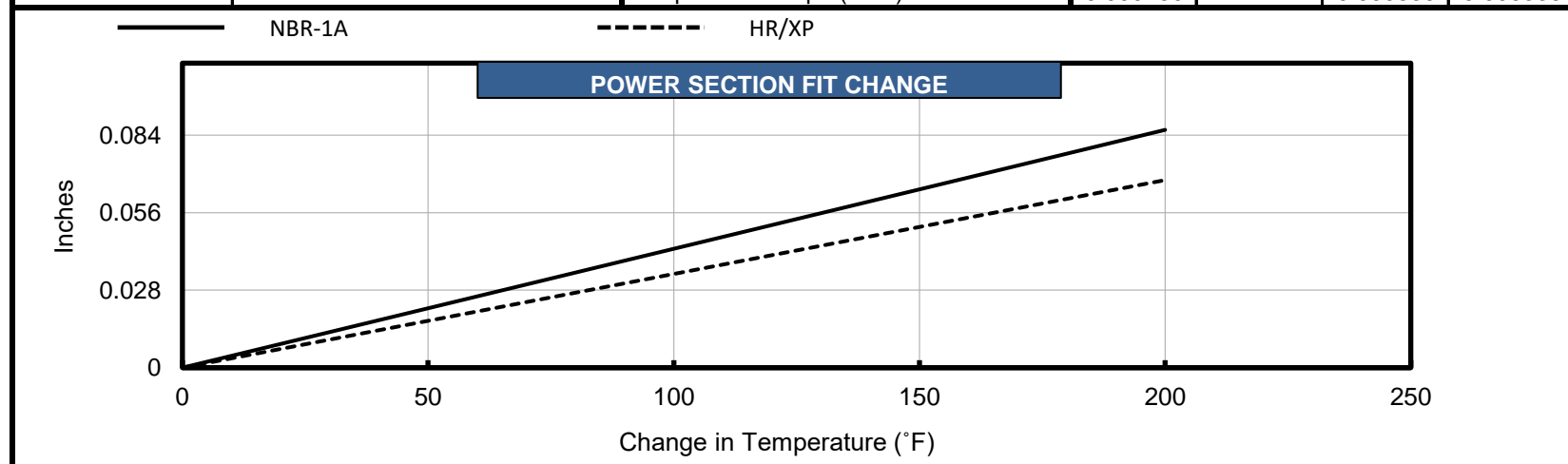
FIT INFORMATION - MINOR DIAMETER (in)				
Stator Size	NBR-1A	DynaPower		
		XR	HR	XP
1 Undersize				
Standard	3.203		3.209	3.209*
1 Oversize	3.239			
2 Oversize				
Nominal Fit at 75°F				
1 Undersize				
Standard	0.017		0.011	0.011*
1 Oversize	-0.019			
2 Oversize				

ROTOR SPECIFICATIONS		STATOR SPECIFICATIONS	
	(in)		(in)
Overall Length	196.5	Overall Length	203.5
Contour Length	189.5	Rubber Cutback #1**	8.0
Eccentricity	0.326	Rubber Cutback #2**	8.0
Major Diameter	3.872	Tube O.D.	6.50
Head Diameter	3.500	Tube I.D.	5.00
Weight (lb)	416	Weight (lb)	866
Material	17-4SS	Number of Stages	7.5
Thread Form**	2 3/8 API REG		

*Pending production measurements

** Alternate or custom thread forms and cutbacks are available upon request

PERFORMANCE SPECIFICATIONS						
			NBR-1A	XR	HR	XP
Torque Slope	4.239 ft-lb/psi	Max. Diff. Press. (psi)	1130		1690	1880
Flow Range	150 to 400 GPM	Max. Torque (ft-lb)	4770		7150	7950
RPG	0.659 rev/gal	Stall Diff. Press. (psi)	1690		2530	2810
Speed Range	99 to 264 RPM	Stall Torque (ft-lb)	7150		10730	11920
Off Bottom Press.	127 psi	Max. Recommended (HP)	206		316	351
		PSI Per Stage	150		225	250
		PSI Per Cavity	34		50	56
		Temperature Slope (in/°F)	0.000430		0.000339	0.000339



Operating a power section above the maximum recommended differential pressure will reduce stator life. Performance curves are for reference only. Actual power section performance may vary depending on the down hole temperature and rotor/stator fit. Performance data are subject to change without notice. Power calculation is based on maximum RPM and full torque. Stator sizes subject to change without notice.



POWER SECTION

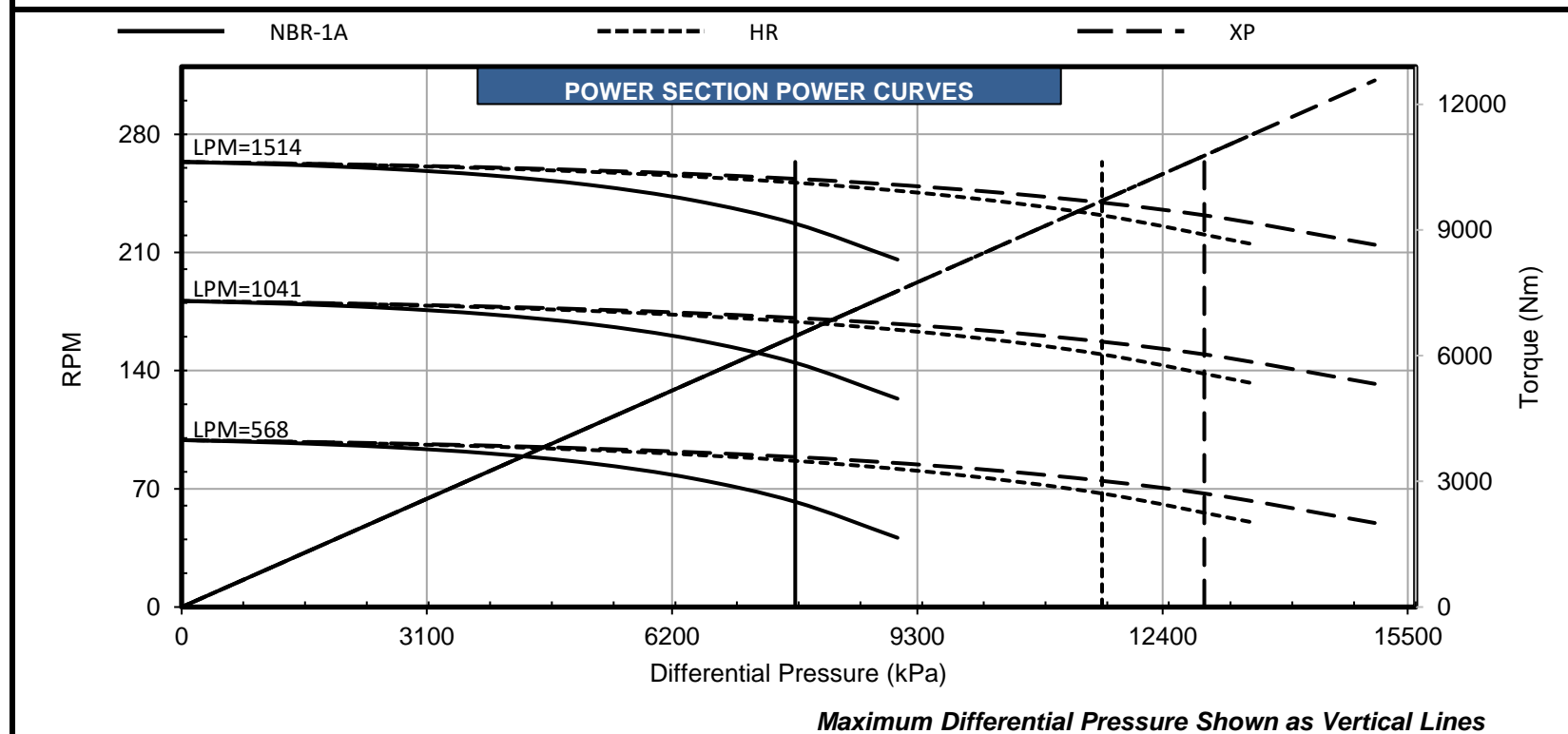
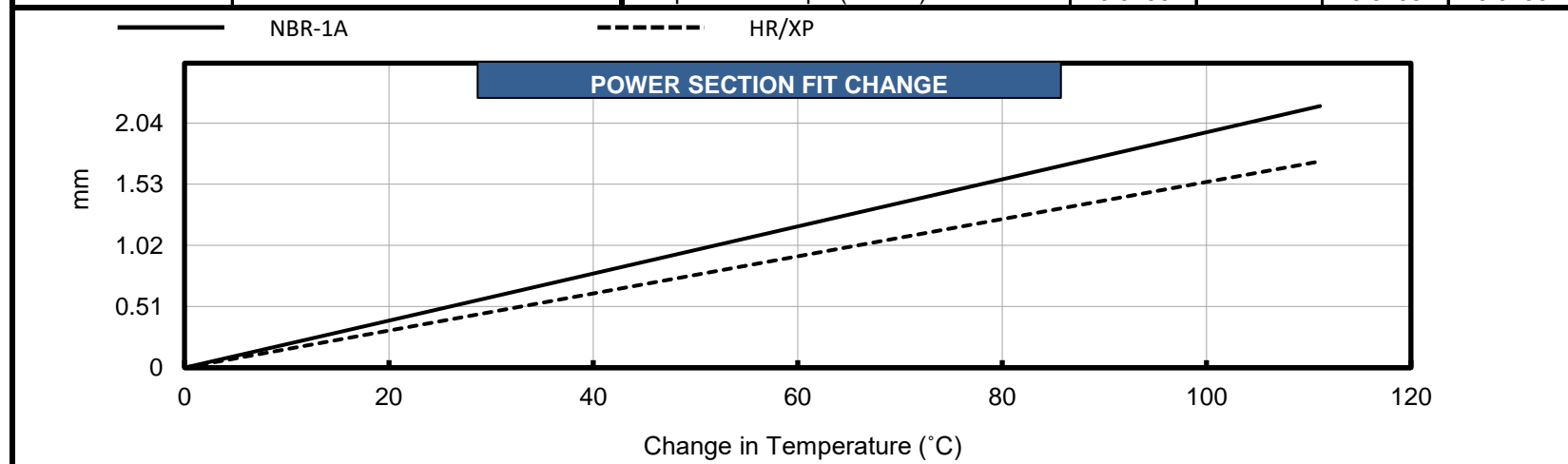
FIT INFORMATION - MINOR DIAMETER (mm)				
Stator Size	NBR-1A	DynaPower		
		XR	HR	XP
1 Undersize				
Standard	81.36		81.51	81.51*
1 Oversize	82.27			
2 Oversize				
Nominal Fit at 75°F				
1 Undersize				
Standard	0.43		0.28	0.28*
1 Oversize	-0.48			
2 Oversize				

ROTOR SPECIFICATIONS		STATOR SPECIFICATIONS	
	(mm)		(mm)
Overall Length	4991.1	Overall Length	5168.9
Contour Length	4813.3	Rubber Cutback #1**	203.2
Eccentricity	8.28	Rubber Cutback #2**	203.2
Major Diameter	98.35	Tube O.D.	165.1
Head Diameter	88.90	Tube I.D.	127.0
Weight (kg)	189	Weight (kg)	393
Material	17-4SS	Number of Stages	7.5
Thread Form**	2 3/8 API REG		

*Pending production measurements

** Alternate or custom thread forms and cutbacks are available upon request

PERFORMANCE SPECIFICATIONS						
			NBR-1A	XR	HR	XP
Torque Slope	0.834 Nm/kPa	Max. Diff. Press. (kPa)	7791		11652	12962
Flow Range	568 to 1514 Litre/min	Max. Torque (Nm)	6467		9694	10779
RPG	0.174 rev/litre	Stall Diff. Press. (kPa)	11652		17444	19374
Speed Range	99 to 264 RPM	Stall Torque (Nm)	9694		14548	16161
Off Bottom Press.	876 kPa	Max. Recommended (kW)	154		236	262
		kPa Per Stage	1034		1551	1724
		kPa Per Cavity	234		345	386
		Temperature Slope (mm/°C)	0.0196		0.0155	0.0155



Operating a power section above the maximum recommended differential pressure will reduce stator life. Performance curves are for reference only. Actual power section performance may vary depending on the down hole temperature and rotor/stator fit. Performance data are subject to change without notice. Power calculation is based on maximum RPM and full torque. Stator sizes subject to change without notice.