

## POWER SECTION

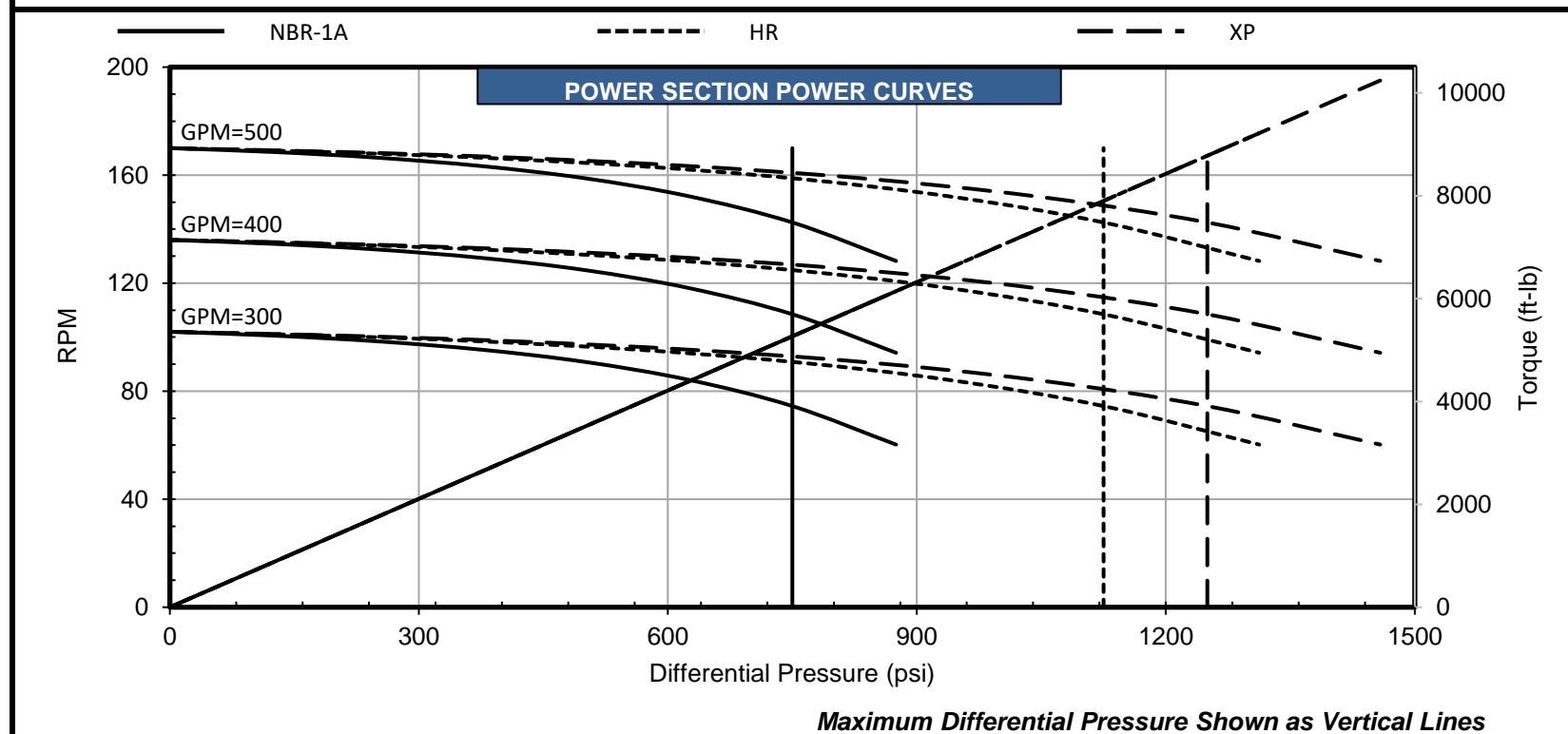
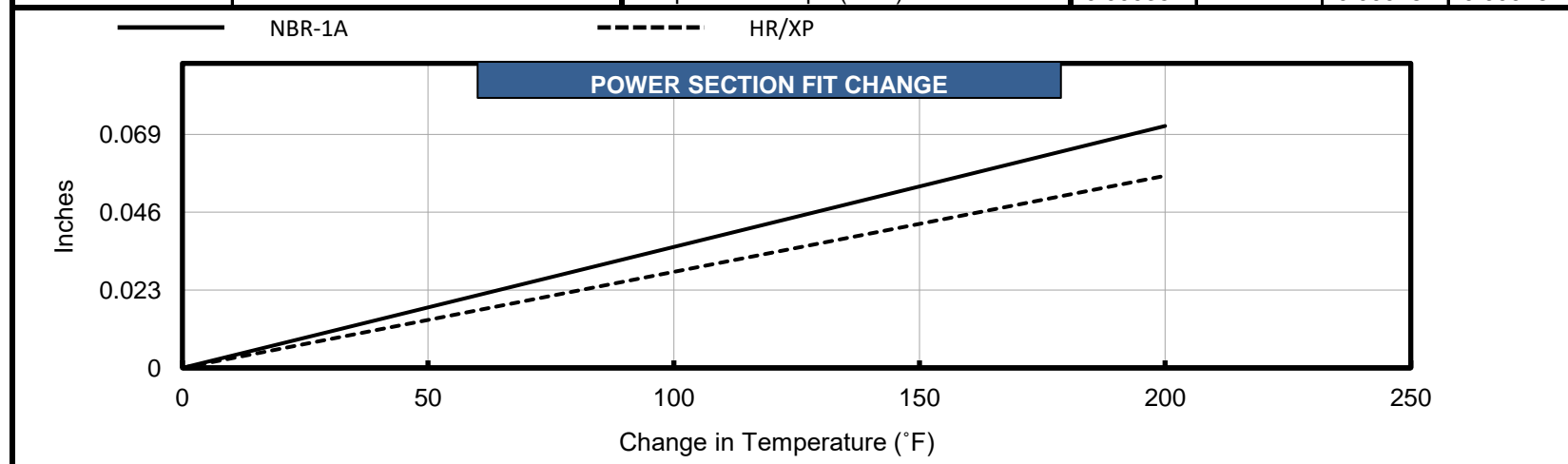
FIT INFORMATION - MINOR DIAMETER (in)				
Stator Size	NBR-1A	DynaPower		
		XR	HR	XP
1 Undersize			3.422	3.422*
Standard	3.440		3.438	3.438*
1 Oversize	3.456		3.453	3.453*
2 Oversize	3.471			
Nominal Fit at 75°F				
1 Undersize			0.034	0.034*
Standard	0.016		0.018	0.018*
1 Oversize	0.000		0.003	0.003*
2 Oversize	-0.015			

ROTOR SPECIFICATIONS		STATOR SPECIFICATIONS	
	(in)		(in)
Overall Length	190.0	Overall Length	204.0
Contour Length	183.0	Rubber Cutback #1**	8.0
Eccentricity	0.270	Rubber Cutback #2**	8.0
Major Diameter	3.996	Tube O.D.	6.25
Head Diameter	3.750	Tube I.D.	5.00
Weight (lb)	458	Weight (lb)	698
Material	17-4SS	Number of Stages	5.0
Thread Form**	2 7/8 API REG		

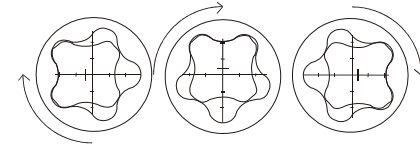
\*Pending production measurements

\*\* Alternate or custom thread forms and cutbacks are available upon request

PERFORMANCE SPECIFICATIONS						
			NBR-1A	XR	HR	XP
Torque Slope	7.022 ft-lb/psi	Max. Diff. Press. (psi)	750		1130	1250
Flow Range	300 to 500 GPM	Max. Torque (ft-lb)	5270		7900	8780
RPG	0.340 rev/gal	Stall Diff. Press. (psi)	1130		1690	1880
Speed Range	102 to 170 RPM	Stall Torque (ft-lb)	7900		11850	13170
Off Bottom Press.	147 psi	Max. Recommended (HP)	143		214	238
		PSI Per Stage	150		225	250
		PSI Per Cavity	26		39	43
		Temperature Slope (in/°F)	0.000357		0.000284	0.000284



Operating a power section above the maximum recommended differential pressure will reduce stator life. Performance curves are for reference only. Actual power section performance may vary depending on the down hole temperature and rotor/stator fit. Performance data are subject to change without notice. Power calculation is based on maximum RPM and full torque. Stator sizes subject to change without notice.



## POWER SECTION

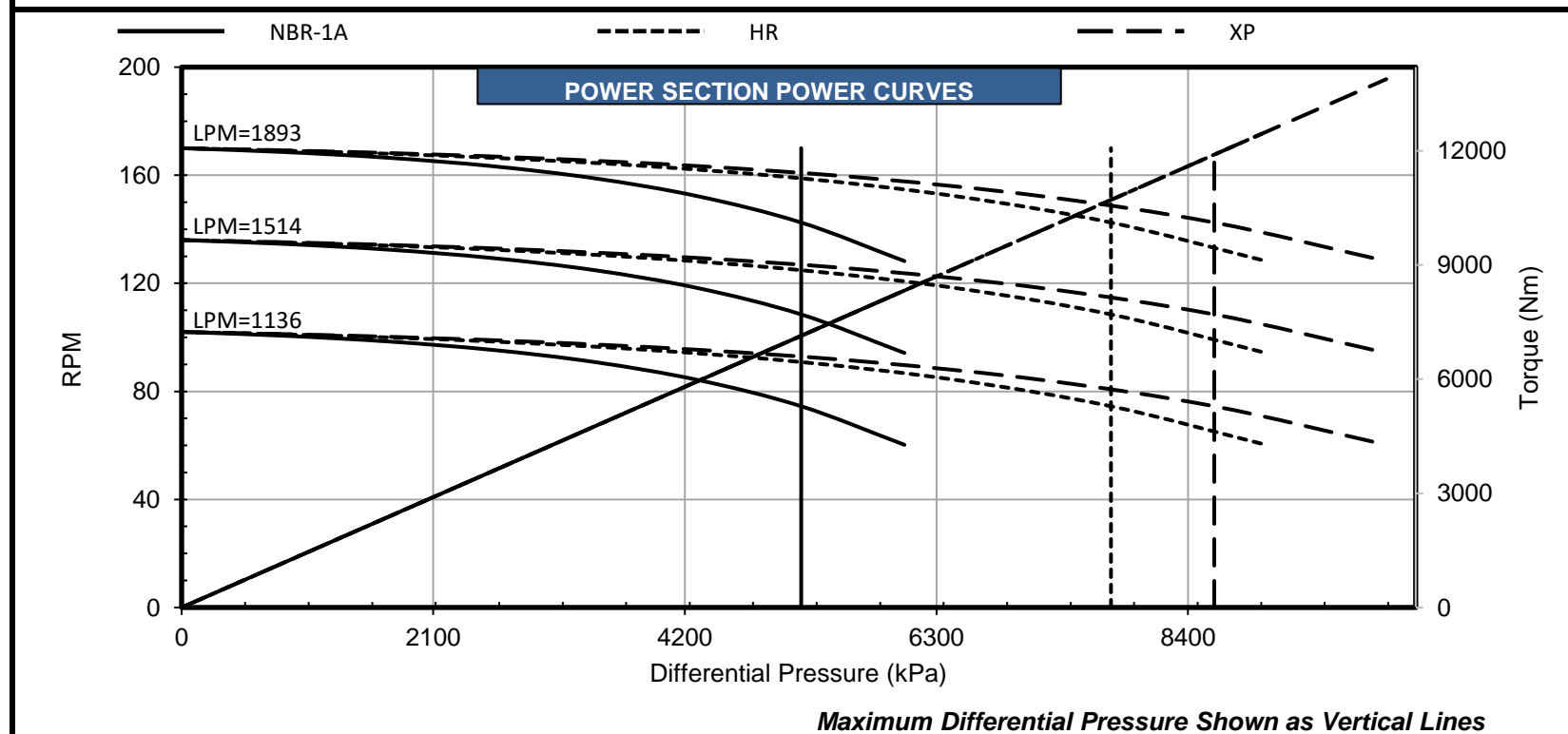
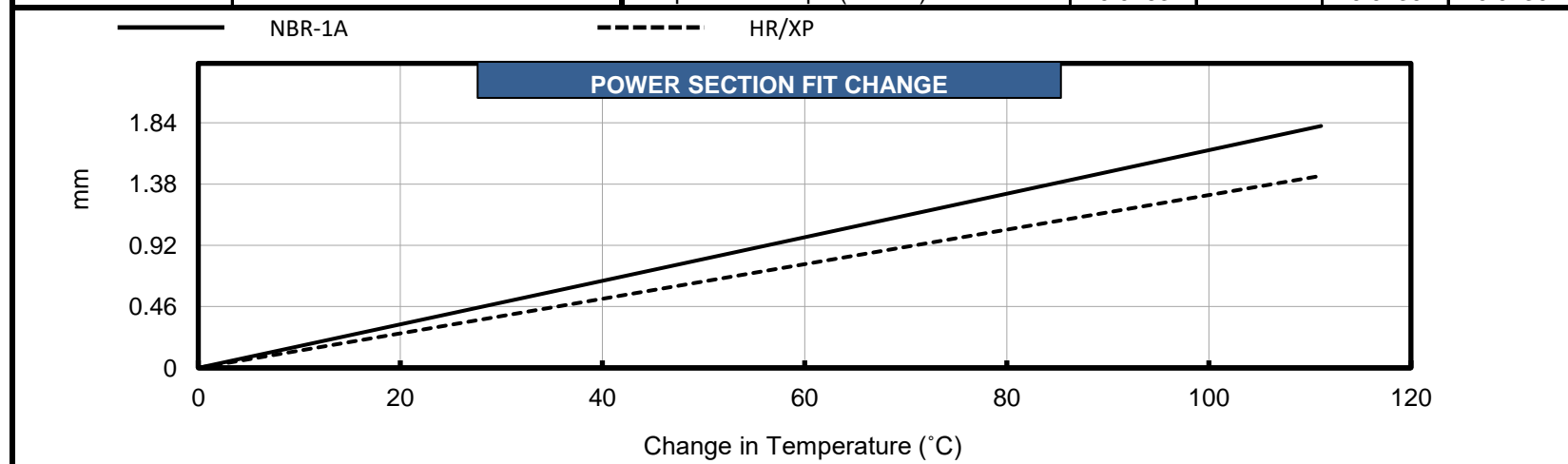
FIT INFORMATION - MINOR DIAMETER (mm)				
Stator Size	NBR-1A	DynaPower		
		XR	HR	XP
1 Undersize			86.92	86.92*
Standard	87.38		87.33	87.33*
1 Oversize	87.78		87.71	87.71*
2 Oversize	88.16			
Nominal Fit at 75°F				
1 Undersize			0.86	0.86*
Standard	0.41		0.46	0.46*
1 Oversize	0.00		0.08	0.08*
2 Oversize	-0.38			

ROTOR SPECIFICATIONS		STATOR SPECIFICATIONS	
	(mm)		(mm)
Overall Length	4826.0	Overall Length	5181.6
Contour Length	4648.2	Rubber Cutback #1**	203.2
Eccentricity	6.86	Rubber Cutback #2**	203.2
Major Diameter	101.50	Tube O.D.	158.8
Head Diameter	95.25	Tube I.D.	127.0
Weight (kg)	208	Weight (kg)	317
Material	17-4SS	Number of Stages	5.0
Thread Form**	2 7/8 API REG		

\*Pending production measurements

\*\* Alternate or custom thread forms and cutbacks are available upon request

PERFORMANCE SPECIFICATIONS					
		NBR-1A	XR	HR	XP
Torque Slope	1.381 Nm/kPa	5171		7791	8618
Flow Range	1136 to 1893 Litre/min	7145		10711	11904
RPG	0.090 rev/litre	7791		11652	12962
Speed Range	102 to 170 RPM	10711		16066	17856
Off Bottom Press.	1014 kPa	107		160	178
		kPa Per Stage	1034	1551	1724
		kPa Per Cavity	179	269	296
		Temperature Slope (mm/°C)	0.0163	0.0130	0.0130



Operating a power section above the maximum recommended differential pressure will reduce stator life. Performance curves are for reference only. Actual power section performance may vary depending on the down hole temperature and rotor/stator fit. Performance data are subject to change without notice. Power calculation is based on maximum RPM and full torque. Stator sizes subject to change without notice.